

## Datasheet - TQ 900-22

Pull-wire switches / TQ 900



Preferred typ



- Metal enclosure
- one-side operation / wire up to 50 m long
- Position indicator
- Robust design
- Large wiring compartment
- Twisting of towing eye not possible
- External watertight collar
- 3 cable entries M 20 x 1.5

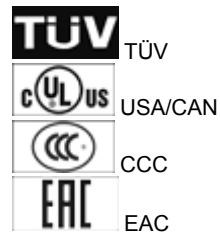
(Minor differences between the printed image and the original product may exist!)

### Ordering details

Product type description	TQ 900-22
Article number	101184479
EAN Code	4030661332840
eCl@ss	27-37-12-90

### Approval


Approval



### Classification

Standards	EN ISO 13849-1
B10d Normally-closed contact (NC)	100 000 operations
B10d Normally open contact (NO)	100 000 operations
Mission time	20 Years

### Global Properties

Permanent light	TQ 900
Standards	IEC/EN 60947-5-1
Compliance with the Directives (Y/N) 	Yes
Materials	
- Material of the housings	zinc die-cast
- Material of the cover	Plastic, thermoplastic
- Material of the contacts	Silver
Housing coating	painted
Weight	1255

## Mechanical data

---

Design of electrical connection	Screw connection
Cable section	
- Min. Cable section	0,75
- Max. Cable section	1 x 2.5
Mechanical life	> 1.000.000 operations
notice	All indications about the cable section are including the conductor ferrules.
Actuating force	max. 200 N
actuating travel	max. 400 mm
Indicator lamp (Y/N)	optional
Length of wire	5 m up max. 50 m

## Ambient conditions

---

Ambient temperature	
- Min. environmental temperature	-25
- Max. environmental temperature	+70
Protection class	IP67 to IEC/EN 60529

## Electrical data

---

Design of control element	Normally open contact (NO), Opener (NC)
Switching principle	Creep circuit element
Number of shutters	2
Number of openers	2
Rated impulse withstand voltage $U_{imp}$	6 kV
Rated insulation voltage $U_i$	500 V
Thermal test current $I_{the}$	6 A
Utilisation category	AC-15: 230 V / 4 A, DC-13: 24 V / 1 A
Max. fuse rating	6 A gG D-fuse

## Dimensions

---

Dimensions of the sensor	
- Width of sensor	71.5
- Height of sensor	220.3 bis 236.3
- Length of sensor	69.7

## notice

---

For lengths of over 10 m, intermediate wire supports must be installed every 3 to 5 m.

Recommended cable lengths for pull-wire Emergency-Stop switches in relation to the range of ambient temperature.

The screwed G24-M20 indicator lamp must be ordered separately, see accessories.

As the thimbles are subject to deformation in case of wire pull, the wire should be pulled several times after fitting. After that, the wire must be re-tensioned using the eyebolt or the tensioner.

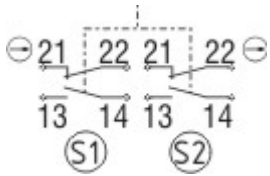
## Indication legend

---

- 1 = Wire rope
- 2 = Eyebolt
- 3 = nut
- 4 = Wire clamp
- 5 = Tensioning Jack
- 6 = Wire thimble
- 7 = shackle
- 8 = rope tensioner
- A = Position indicator

## Diagram

---



Note Diagram

- positive break NC contact
- active
- no active
- Normally-open contact
- Normally-closed contact

## Ordering code

---

TQ 900-(1)(2)

(1)	
11	1 Normally open contact (NO) / 1 Opener (NC)
13	1 Normally open contact (NO) / 3 Opener (NC)
22	2 Normally open contact (NO) / 2 Opener (NC)
02	2 Opener (NC)
04	4 Opener (NC)

## Documents

---

**Operating instructions and Declaration of conformity (jp)** 459 kB, 09.10.2018

Code: mrl\_tq900\_jp

**Operating instructions and Declaration of conformity (pl)** 390 kB, 09.10.2018

Code: mrl\_tq900\_pl

**Operating instructions and Declaration of conformity (fr)** 356 kB, 09.10.2018

Code: mrl\_tq900\_fr

**Operating instructions and Declaration of conformity (pt)** 356 kB, 09.10.2018

Code: mrl\_tq900\_pt

**Operating instructions and Declaration of conformity (nl)** 359 kB, 09.10.2018

Code: mrl\_tq900\_nl

**Operating instructions and Declaration of conformity (br)** 314 kB, 12.12.2018

Code: mrl\_tq900\_br

**Operating instructions and Declaration of conformity (it)** 286 kB, 12.12.2018

Code: mrl\_tq900\_it

**Operating instructions and Declaration of conformity (es)** 295 kB, 12.12.2018

Code: mrl\_tq900\_es

**Operating instructions and Declaration of conformity (en)** 305 kB, 12.12.2018

Code: mrl\_tq900\_en

**Operating instructions and Declaration of conformity (de)** 293 kB, 12.12.2018

Code: mrl\_tq900\_de

**Declaration of conformity (de)** 105 kB, 12.06.2017

Code: \_\_q44p01

**BG-test certificate (de, en)** 295 kB, 26.11.2007

Code: z\_zq9p01

**CCC certification (en)** 4 MB, 29.10.2018

Code: q\_zq9p02

**CCC certification (cn)** 3 MB, 29.10.2018

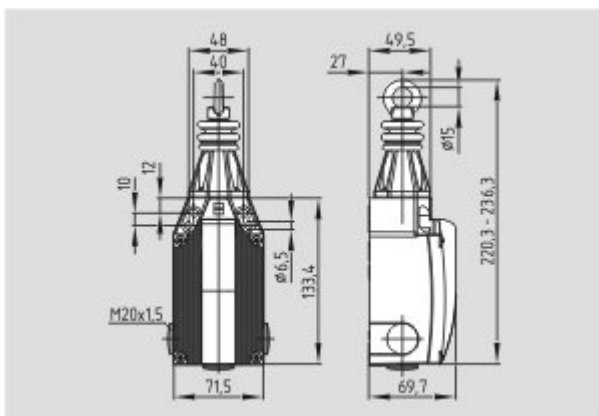
Code: q\_zq9p03

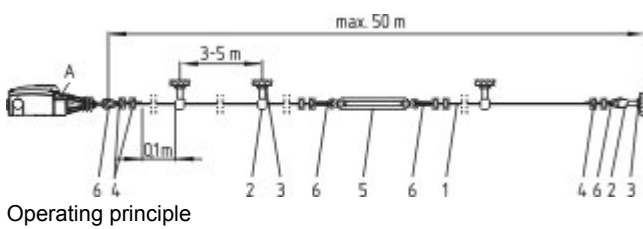
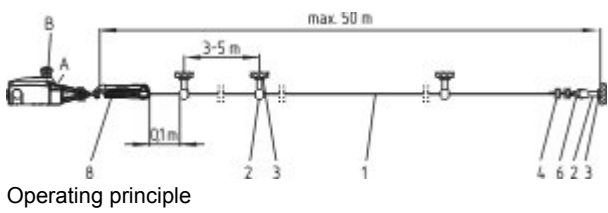
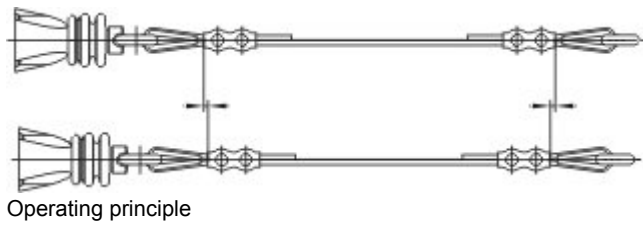
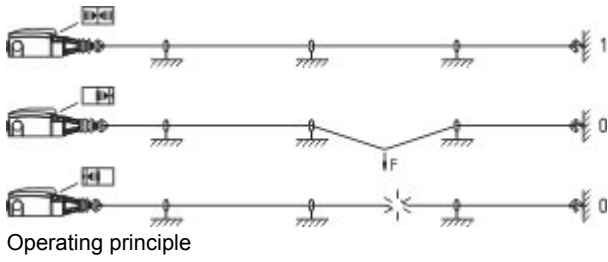
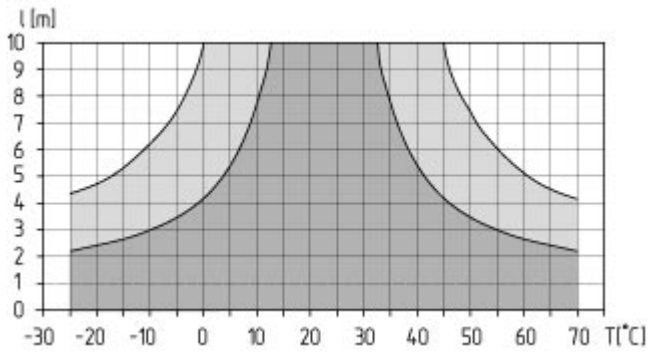
**EAC certification (ru)** 844 kB, 05.10.2015

Code: q\_6037p17\_ru

## Images

---





## System components

### Accessories



101192471 - Eyebolt BM 8 x 70 NIRO

101084928 - Eyebolt BM 10 x 40



---

**101203477 - Wire clamp 3 mm NIRO**



---

**101203478 - Wire clamp 5 mm NIRO**



---

**101190917 - Duplex wire clamp 3 mm NIRO**

- for Wire rope  $\varnothing$  3 mm



---

**101196043 - Egg-shaped wire clamp GR 3**

- for Wire rope  $\varnothing$  3 mm



---

**101203472 - WIRE THIMBLE 3 mm NIRO**

- for Wire rope  $\varnothing$  3 mm
- to DIN 6899



---

**101203476 - WIRE THIMBLE 5 mm NIRO**

- for Wire rope  $\varnothing$  5 mm
- to DIN 6899



---

**101192433 - PULLEY**

- for Wire rope  $\varnothing$  3 mm
- To guide the wire rope where the path is not a straight line





**101087930 - TENSIONING JACK M6**

- For exact adjustment of the tension of the wire rope
- to DIN 1480



**103005863 - TENSION SPRING ACC-700-RZ173I**

- To maintain the reaction force



**101186490 - SHACKLE NIRO**

- Shackle for fixing the wire rope to the eyebolt



**101078670 - WIRE ROPE 5 mm**

- With red PVC sheath
- Ø 5 mm total
- Steel core Ø 3 mm
- Quantity: Meter



**103003628 - WIRE UNIT COMPLETE 5 m**

- Ready-to-fit
- With red PVC sheath



**103003629 - WIRE UNIT COMPLETE 10 m**

- Ready-to-fit
- With red PVC sheath



**103003865 - WIRE UNIT COMPLETE 15 m**

- Ready-to-fit
- With red PVC sheath

---

**103003866 - WIRE UNIT COMPLETE 20 m**

- Ready-to-fit
- With red PVC sheath



---

**101170761 - WIRE UNIT COMPLETE 25 m**

- Ready-to-fit
- With red PVC sheath



---

**103003630 - WIRE UNIT COMPLETE 30 m**

- Ready-to-fit
- With red PVC sheath



---

**103003867 - WIRE UNIT COMPLETE 40 m**

- Ready-to-fit
- With red PVC sheath



---

**103003631 - WIRE UNIT COMPLETE 50 m**

- Ready-to-fit
- With red PVC sheath



---

**101186704 - rope tensioner S 900**

- Smooth adjustment
- Only one tool
- Antiskid
- Time-saving
- Ergonomic
- No risk of injury



---

**101193805 - MP ZQ/TQ900-441/75**

- Mounting plate set for ZQ 900 / TQ 900



---

**103006011 - ACC-CGLD-M20-MS**

- cable gland M20
- Metal film







**103006009 - ACC-BPL-M20-MS**

- Locking screw M20
- Metal film



**101150877 - Indicator lamp G24-M20**

- red LED and green LED
- To be screwed in cable entries M 20 x 1.5
- white lens (clear)



**101186263 - Indicator lamp G24-M20 Orange**

- amber LED, white lens (clear)
- To be screwed in cable entries M 20 x 1.5

---

K.A. Schmersal GmbH & Co. KG, Mödinghofe 30, D-42279 Wuppertal

The data and values have been checked thoroughly. Technical modifications and errors excepted.

Generiert am 13.02.2019 - 14:15:11h Kasbase 3.3.0.F.64I