

## Datasheet - M2L 035-11Z

Position switch / heavy Position switch / 035 / 035 Roller lever 2L



Preferred typ



- Metal enclosure
- 58 mm x 142 mm x 61,5 mm (basic component)
- 3 cable entries M 25 x 1.5
- operating shaft with ball bearings
- Protection class IP67
- Actuator head can be repositioned in steps 4 x 90°

(Minor differences between the printed image and the original product may exist!)

### Ordering details

Product type description	M2L 035-11Z
Article number	101161651
EAN Code	4030661196244
eCl@ss	27-27-06-01

### Approval

Approval



### Global Properties

Permanent light	035 Rollenhebel 2L
Standards	EN 60947-5-1
Compliance with the Directives (Y/N)	Yes
Suitable for safety functions (Y/N)	No
Standard housing (Y/N)	No
Materials	
- Material of the housings	cast iron, galvanized
- Roller material	Metal film
- Material of the contacts	Silver

Housing coating	painted
Weight	1722
Slide form	Castor

## Mechanical data

---

Design of electrical connection	Screw connection
Cable section	
- Min. Cable section	1.5
- Max. Cable section	2.5
AWG-Number	13
Active principle	mechanical
Mechanical life	5.000.000 operations
Switching frequency	max. 3000 /h
notice	All indications about the cable section are including the conductor ferrules.
Design of actuating element	Roller lever
Bounce duration	≤ 2.5
Switchover time	≤ 40
Contact opening	2 x 1.2
Actuating speed with vertical actuating angle to switch axis	
- Min. Actuating speed	1
- Max. Actuating speed	1
- Actuating angle from left of switch axis	30
- Actuating angle from right of switch axis	30

## Ambient conditions

---

Ambient temperature	
- Min. environmental temperature	-30
- Max. environmental temperature	+90
Protection class	IP67 to IEC/EN 60529

## Electrical data

---

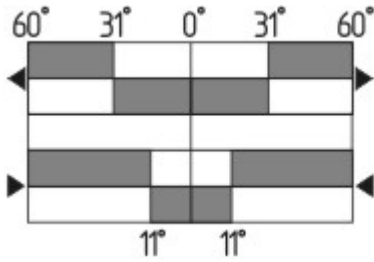
Design of control element	Normally open contact (NO), Opener (NC)
- Change-over contact with double break	
- galvanically separated contact bridges	
Switching principle	Snap switch element
Number of shutters	1
Number of openers	1
Rated impulse withstand voltage $U_{imp}$	6 kV
Rated insulation voltage $U_i$	400 V
Thermal test current $I_{the}$	10 A
Utilisation category	AC-15: 400 V / 2,5 A
Max. fuse rating	20 A gL/gG D-fuse

## Dimensions






---

Dimensions of the actuators	
- Width of the actuator	36
- Height of the actuator	73
- Length of the actuator	21
Roller wide	8
Roller diameter	36

## Switch travel diagram



### Notes Switch travel diagram

-  Contact closed
-  Contact open
-  Setting range
-  Break point
-  Positive opening sequence/- angle
- VS** adjustable range of NO contact
- VÖ** adjustable range of NC contact
- N** after travel

## Ordering suffix

The applicable ordering suffix is added at the end of the part number of the safety switch.

Order example: M2L 035-11Z- **C**

...- **C** Magnetic blow-out  
Blow-out magnets available to switch high DC currents  
Rated operating current/voltage  $I_e/U_e$ : 1 A / 220 V; 4 A / 24 V  
Utilisation category: DC-13

## Ordering code

(1)2L 035-(2)Z(3)-(4)

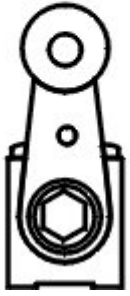
(1)	
T	Slow action
M	Snap action
(2)	
11	1 Normally open contact (NO) / 1 Opener (NC)
02	2 Opener (NC)
20	2 Normally open contact (NO)
(3)	
UE	Slow action with overlapping contacts
H	Slow action with staggered contacts
(4)	
C	Magnetic blow-out

## Documents

Operating instructions and Declaration of conformity (nl) 95 kB, 20.07.2018

Code: mrlk\_posi-allgemein\_nl





Operating principle

---

K.A. Schmersal GmbH & Co. KG, Möddinghofe 30, D-42279 Wuppertal  
The data and values have been checked thoroughly. Technical modifications and errors excepted.  
Generiert am 13.02.2019 - 13:29:29h Kasbase 3.3.0.F.64I