

Datasheet - TESZ110/35

Safety switch for hinged guards / Hinge safety switch / TESZ



- Thermoplastic enclosure
- Double-insulated \square
- Good resistance to oil and petroleum spirit
- 111,5 mm x 92 mm x 36 mm
- 2 cable entries M 20 x 1.5
- Simple fitting, especially on 35 mm profiles

(Minor differences between the printed image and the original product may exist!)

Ordering details

| | |
|--------------------------|-------------|
| Product type description | TESZ110/35 |
| Article number | 101030514 |
| EAN Code | |
| eCl@ss | 27-27-26-01 |

Approval


Approval



Classification

| | |
|-----------------------------------|--|
| Standards | EN ISO 13849-1 |
| B10d Normally-closed contact (NC) | 2.000.000 |
| B10d Normally open contact (NO) | 1.000.000 |
| Mission time | 20 Years |
| notice | $MTTF_d = \frac{B_{10d}}{0,1 \times n_{op}}$ $n_{op} = \frac{d_{op} \times h_{op} \times 3600 \text{ s/h}}{t_{cycle}}$ |

Global Properties

| | |
|--|---|
| Permanent light | TESZ |
| Standards | IEC/EN 60947-5-1, BG-GS-ET-15 |
| Compliance with the Directives (Y/N)  | Yes |
| Materials | |
| - Material of the housings | Plastic, glass-fibre reinforced thermoplastic, self-extinguishing |
| - Material of the contacts | Silver |
| - Material of the hinge | Aluminium |
| Housing coating | None |
| Weight | 462 |

Mechanical data

| | |
|---------------------------------|---|
| Design of electrical connection | Screw connection |
| Cable entry M 20 x 1.5 | 2 |
| Cable section | |
| - Min. Cable section | 0,5 |
| - Max. Cable section | 1.5 |
| Mechanical life | > 1.000.000 operations |
| Switching frequency | 120 |
| notice | All indications about the cable section are including the conductor ferrules. |
| Positive break angle | 10 |
| Positive break force | 1 |
| additional hinge (Y/N) | Yes |
| mounting hinge (Y/N) | Yes |

Ambient conditions

| | |
|----------------------------------|------|
| Ambient temperature | |
| - Min. environmental temperature | -25 |
| - Max. environmental temperature | +65 |
| Protection class | IP65 |

Electrical data

| | |
|---------------------------------|--|
| Design of control element | Opener (NC) |
| Switching principle | Creep circuit element |
| Number of auxiliary contacts | 0 |
| Number of safety contacts | 2 |
| Rated impulse withstand voltage | 2.5 |
| Rated insulation voltage | 250 |
| Thermal test current | 2.5 A |
| Utilisation category | AC-15: 230 V / 2 A, DC-13: 24 V / 1 A |
| Max. fuse rating | 2 A gG D-fuse |

ATEX

| | |
|---|------|
| Explosion protection categories for gases | None |
| Explosion protected category for dusts | None |

Dimensions

Dimensions of the sensor

| | |
|--|-------|
| - Width of sensor | 111.5 |
| - Height of sensor | 92 |
| - Length of sensor | 36 |
| Suitable for mounting to profile systems | 35 |

notice






The additional hinge including mounting accessories is also available separately, part number Z 400

The opening angle has been set to 4° in factory.

Diagram








Note Diagram

-  positive break NC contact
-  active
-  no active
-  Normally-open contact
-  Normally-closed contact

Switch travel diagram



Notes Switch travel diagram

-  Contact closed
 -  Contact open
 -  Setting range
 -  Break point
 -  Positive opening sequence/- angle
- VS** adjustable range of NO contact
VÖ adjustable range of NC contact
N after travel

Ordering code

TESZ(1)(2)(3)(4)/(5)(6)/(7)

| | |
|---------|--|
| (1) | |
| without | Material of the hinge Aluminium |
| X | Material of the hinge Stainless steel |
| (2) | |
| R | mechanische Wiederanlaufsperr |
| (3) | |
| 10 | 1 Opener (NC) |
| 102 | 1 Opener (NC) / 1 Normally open contact (NO) |
| 110 | 2 Opener (NC) |

| | |
|----------------|--|
| 1102 | 2 Opener (NC) / 1 Normally open contact (NO) |
| 1110 | 3 Opener (NC) |
| (4) | |
| <i>without</i> | Screw connection |
| ST1 | male connector bottom (M12, 8-pole) |
| ST2 | Connector above (M12, 8-pole) |
| (5) | |
| <i>without</i> | with additional hinge |
| S | without additional hinge |
| (6) | |
| 30 | Suitable for mounting to profile systems 30 mm |
| 35 | Suitable for mounting to profile systems 35 mm |
| <i>without</i> | Suitable for mounting to profile systems 40 mm |
| 45 | Suitable for mounting to profile systems 45 mm |
| (7) | |
| <i>without</i> | switching angle Opener (NC) at 4° |
| 5° | switching angle Opener (NC) at 5° |
| 8° | switching angle Opener (NC) at 8° |

Documents

Datasheet (de) 901 kB, 10.09.2012

Code: kteszp01

Datasheet (en) 1 MB, 10.09.2012

Code: gteszp02

Operating instructions and Declaration of conformity (de) 331 kB, 09.10.2018

Code: mrl_tesz_de

Operating instructions and Declaration of conformity (fr) 338 kB, 09.10.2018

Code: mrl_tesz_fr

Operating instructions and Declaration of conformity (fr) 469 kB, 26.07.2012

Code: mrl_tesz_fr

Operating instructions and Declaration of conformity (es) 336 kB, 09.10.2018

Code: mrl_tesz_es

Operating instructions and Declaration of conformity (nl) 374 kB, 09.10.2018

Code: mrl_tesz_nl

Operating instructions and Declaration of conformity (en) 337 kB, 09.10.2018

Code: mrl_tesz_en

Operating instructions and Declaration of conformity (cn) 439 kB, 09.10.2018

Code: mrl_tesz_cn

Operating instructions and Declaration of conformity (it) 330 kB, 09.10.2018

Code: mrl_tesz_it

Operating instructions and Declaration of conformity (jp) 438 kB, 09.10.2018

Code: mrl_tesz_jp

Operating instructions and Declaration of conformity (pl) 371 kB, 09.10.2018

Code: mrl_tesz_pl

Operating instructions and Declaration of conformity (pt) 342 kB, 09.10.2018

Code: mrl_tesz_pt

BG-test certificate (de) 1 MB, 31.07.2018

Code: z_tesp04

BG-test certificate (en) 1 MB, 31.07.2018

Code: z_tesp05

CCC certification (cn) 755 kB, 02.08.2016

Code: q_tesp02

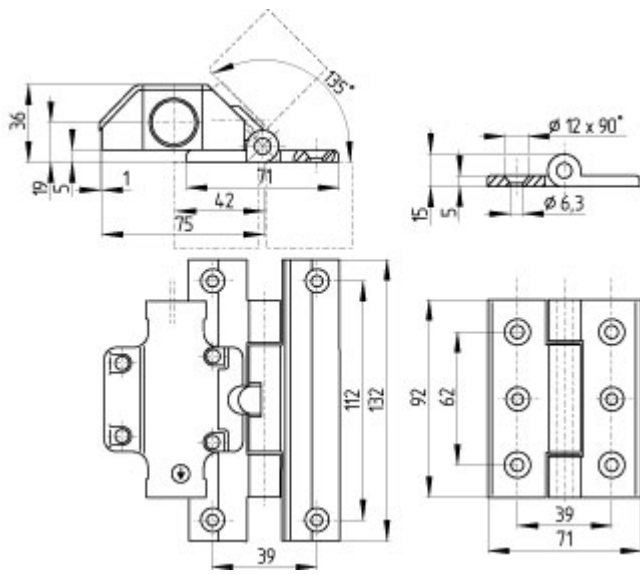
CCC certification (en) 762 kB, 02.08.2016

Code: q_tesp01

EAC certification (ru) 844 kB, 05.10.2015

Code: q_6037p17_ru

Images



Dimensional drawing (basic component)

System components

Accessories



101030522 - additional hinge TESZ/S/35
