

Datasheet - AZM 200ST1-T-SD2P

Solenoid interlock / AZM 200



(Minor differences between the printed image and the original product may exist!)

- **NOTICE: Available until 2020.12.31 (substitute: AZM201)**
- Thermoplastic enclosure
- Guard locking monitored
- Electronic contact-free, coded system
- Connector M23, 8+1-pole
- serial diagnostic output
- Max. length of the sensor chain 200 m
- Self-monitoring series-wiring of 31 sensors
- 3 LEDs to show operating conditions
- Sensor technology permits an offset between actuator and interlock of ± 5 mm vertically and ± 3 mm horizontally
- Intelligent diagnosis
- Manual release

Ordering details

Product type description	AZM 200ST1-T-SD2P
Article number	101193285
EAN Code	4030661355566
eCl@ss	27-27-26-03

Approval

Approval




Classification

Interlocking function:

Standards	EN ISO 13849-1, IEC 61508, IEC 60947-5-3
PL	bis e
Control category	bis 4
PFH	$4.0 \times 10^{-9}/h$
PFD value	1.0×10^{-4}
SIL	bis 3
Mission time	20 Years

Global Properties

Permanent light	AZM 200
Standards	EN 60947-5-1, IEC 61508, EN ISO 13849-1, EN ISO 13849-1
Compliance with the Directives (Y/N) 	Yes
Suitable for safety functions (Y/N)	Yes
Series-wiring	up to 31 components
Length of the sensor chain	max. 200 m
Active principle	inductive
Duty cycle ED	100 %
Materials	
- Material of the housings	Plastic, glass-fibre reinforced thermoplastic
Housing coating	None
Weight	595
Guard locking monitored (Y/N)	Yes
Actuator monitored (Y/N)	No
Idle assignable pushbutton and LED (Y/N)	No
Reaction time	≤ 60
Duration of risk	> 120
Time to readiness	4000
Recommended actuator	AZ/AZM 200-B1

Mechanical data

Design of electrical connection	Connector M23, 8+1-pole
Mechanical life	≥ 1.000.000 operations
resistance to shock	30 g / 11 ms
Resistance to vibration	10 ... 55 HZ, Amplitude 1 mm
Emergency unlocking device (Y/N)	No
Manual release (Y/N)	Yes
Emergency release (Y/N)	No
Latching force	30
Clamping force F	2000 N
Max. Actuating speed	≤ 0,2

Ambient conditions

Ambient temperature	
- Min. environmental temperature	-25
- Max. environmental temperature	+60
Storage and transport temperature	
- Min. Storage and transport temperature	-25
- Max. Storage and transport temperature	+85
Relative humidity	30... 95
- non-condensing	
Protection class	IP67 to IEC/EN 60529
Protection rating	II
Air clearances and creepage distances To IEC/EN 60664-1	
- Rated impulse withstand voltage U _{imp}	0,8 kV
- Overvoltage category	III
- Degree of pollution	3

Electrical data

Number of auxiliary contacts	0
Number of safety contacts	2
Cross circuit/short circuit recognition possible (Y/N)	Yes
Power to unlock	Yes
Power to lock	No
Supply voltage U_B	
- Min. supply voltage	20.4 V DC
- Max. supply voltage	26.4 V DC
Switch frequency	1
Rated insulation voltage U_i	32 V DC
Operating current I_e	1.2 A
Utilisation category	DC-12, DC-13
No-load current I_0	0,6 A
Device insulation	≤ 4 A

Electrical data - Safety inputs

Safety inputs	X1 and X2
Rated operating voltage U_e	- 3 V ... 5 V (Low) 15 V ... 30 V (High)
Operating current I_e	> 2 mA / 24 V

Electrical data - Safety outputs

Safety outputs	Y1 and Y2
Fuse rating	short-circuit proof, p-type
Rated operating voltage	0 V ... 4 V under Supply voltage U_B
Residual current I_r	$\leq 0,5$ mA
Operating current I_e	0,25 A
Utilisation category	DC-12, DC-13

Electrical data - Diagnostic output

Serial diagnostics (Y/N)	Yes
Wiring capacitance for serial diagnostics	max. 50 nF
diagnostic signals	to SD-interface
Operating principle of the diagnostic output	The short-circuit proof diagnostic output OUT can be used for central visualisation or control tasks, e.g. in a PLC.
notice	The diagnostic output is not a safety-relevant output!

Electrical data - Solenoid control IN

Control command	Interlocking the solenoid interlock
-----------------	-------------------------------------

LED switching conditions display

LED switching conditions display (Y/N)	Yes
LED switching conditions display	
- Supply voltage U_B	green LED
- switching condition	yellow LED
- Error functional defect	red LED

ATEX

Explosion protection categories for gases	None
Explosion protected category for dusts	None

Dimensions

Dimensions of the sensor	
- Width of sensor	40
- Height of sensor	220
- Length of sensor	50

Pin assignment

1	A1 Supply voltage U _B
2	X1 Safety input 1
3	A2 GND
4	Y1 Safety output 1
5	OUT serial diagnostic output
6	X2 Safety input 2
7	Y2 Safety output 2
8	IN serial diagnostic input
9	without function

notice

As long as the actuating unit remains inserted in the solenoid interlock, the unlocked safety guard can be relocked. The safety outputs then will be enabled again; opening the safety guard therefore is not required.

Included in delivery

Included in delivery	AZM 200 Triangular key
----------------------	---------------------------

Actuators must be ordered separately.

Indication legend

see drawing: Wiring example

With the represented power-to-unlock principle, the solenoid is energised to enable the opening.

With the alternative power-to-lock principle (not represented), the solenoid must be energised to keep the device in closed condition.

Ordering code

AZM 200(1)(2)-T-(3)(4)

(1)

without

B Guard locking monitored

Actuator monitored

(2)

SK Screw connection

CC Spring pulley connection

ST1 connector M23 x 1, (8+1-pole)

ST2 connector M12 x 1, 8-pole

(3)

1P2P	1 Diagnostic output and 2 Safety outputs, p-type
1P2PW	gleich - 1P2P, combined diagnostic signal: guard door closed and interlocking device locked
SD2P	serial diagnostic output and 2 Safety outputs, p-type
(4)	
<i>without</i>	Power to unlock
A	Power to lock

Documents

Operating instructions and Declaration of conformity (pl) 372 kB, 07.06.2017

Code: mrl_azm200t_pl

Operating instructions and Declaration of conformity (jp) 450 kB, 09.10.2017

Code: mrl_azm200t_jp

Operating instructions and Declaration of conformity (es) 349 kB, 31.05.2017

Code: mrl_azm200t_es

Operating instructions and Declaration of conformity (cn) 507 kB, 23.11.2018

Code: mrl_azm200t_cn

Operating instructions and Declaration of conformity (en) 348 kB, 26.09.2017

Code: mrl_azm200t_en

Operating instructions and Declaration of conformity (pt) 355 kB, 26.05.2017

Code: mrl_azm200t_pt

Operating instructions and Declaration of conformity (fr) 353 kB, 03.07.2017

Code: mrl_azm200t_fr

Operating instructions and Declaration of conformity (it) 349 kB, 28.06.2017

Code: mrl_azm200t_it

Operating instructions and Declaration of conformity (de) 336 kB, 26.09.2017

Code: mrl_azm200t_de

Operating instructions and Declaration of conformity (nl) 398 kB, 03.08.2018

Code: mrl_azm200t_nl

Operating instructions and Declaration of conformity (da) 312 kB, 22.08.2013

Code: mrl_azm200t_da

Operating instructions and Declaration of conformity (sv) 343 kB, 07.08.2015

Code: mrl_azm200t_sv

Wiring example (99) 22 kB, 12.01.2009

Code: kazm2l27

Diagnosis tables (en) 136 kB, 12.01.2009

Code: b_tabp02

Diagnosis tables (de) 135 kB, 12.01.2009

Code: b_tabp01

Brochure (de) 6 MB, 15.02.2018

Code: b_css_brosch09_de

Brochure (en) 6 MB, 15.02.2018

Code: b_css_brosch09_en

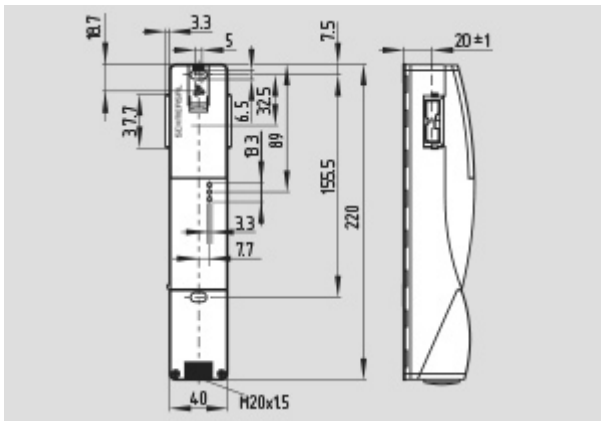
TÜV certification (de, en) 848 kB, 09.08.2017

Code: z_azmp04

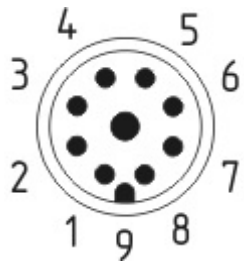
EAC certification (ru) 809 kB, 05.10.2015

Code: q_6040p17_ru

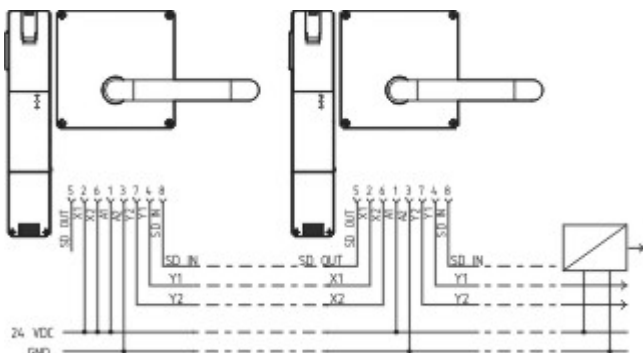
Images



Dimensional drawing (miscellaneous)



Contact arrangement



Wiring example

System components

Actuator

101183465 - AZ/AZM 200-B1-LT



- Actuators with return spring
- Actuator for sliding guards
- Tolerates up to max. 5 mm overtravel



101183466 - AZ/AZM 200-B1-LTP0

- Actuators with return spring
- Actuator for sliding guards
- Tolerates up to max. 5 mm overtravel



101183469 - AZ/AZM 200-B1-RT

- Actuators with return spring
- Actuator for sliding guards
- Tolerates up to max. 5 mm overtravel



101183470 - AZ/AZM 200-B1-RTP0

- Actuators with return spring
- Actuator for sliding guards
- Tolerates up to max. 5 mm overtravel



101178681 - AZ/AZM 200-B30-LTAG1

- Actuator for hinged guards
 - With door detection sensor T
 - Easy and intuitive operation
 - No risk of injury from protruding actuator
 - No supplementary door handles required
 - Does not protrude into the door opening
 - Various handles available
- Greater mechanical stability



101178668 - AZ/AZM 200-B30-LTAG1P1

- One-hand emergency exit, even in de-energised condition
 - Actuator for hinged guards
 - With door detection sensor T
 - Easy and intuitive operation
 - No risk of injury from protruding actuator
 - No supplementary door handles required
 - Does not protrude into the door opening
 - Various handles available
- Greater mechanical stability



101186150 - AZ/AZM 200-B30-LTAG1P20


- One-hand emergency exit, even in de-energised condition
- Actuator for hinged guards
- With door detection sensor T
- Easy and intuitive operation
- No risk of injury from protruding actuator
- No supplementary door handles required
- Does not protrude into the door opening

- Various handles available
 - Greater mechanical stability
-



101192102 - AZ/AZM 200-B30-LTAG1P25

- One-hand emergency exit, even in de-energised condition
 - Actuator for hinged guards
 - With door detection sensor T
 - Easy and intuitive operation
 - No risk of injury from protruding actuator
 - No supplementary door handles required
 - Does not protrude into the door opening
 - Various handles available
 - Greater mechanical stability
-



101181137 - AZ/AZM 200-B30-LTAG2

- Actuator for hinged guards
 - With door detection sensor T
 - Easy and intuitive operation
 - No risk of injury from protruding actuator
 - No supplementary door handles required
 - Does not protrude into the door opening
 - Various handles available
 - Greater mechanical stability
-



101181141 - AZ/AZM 200-B30-LTAG2P1

- One-hand emergency exit, even in de-energised condition
 - Actuator for hinged guards
 - With door detection sensor T
 - Easy and intuitive operation
 - No risk of injury from protruding actuator
 - No supplementary door handles required
 - Does not protrude into the door opening
 - Various handles available
 - Greater mechanical stability
-



101189020 - AZ/AZM 200-B30-LTAG2P20

- One-hand emergency exit, even in de-energised condition
 - Actuator for hinged guards
 - With door detection sensor T
 - Easy and intuitive operation
 - No risk of injury from protruding actuator
 - No supplementary door handles required
 - Does not protrude into the door opening
 - Various handles available
 - Greater mechanical stability
-



101192106 - AZ/AZM 200-B30-LTAG2P25

- One-hand emergency exit, even in de-energised condition
 - Actuator for hinged guards
 - With door detection sensor T
 - Easy and intuitive operation
 - No risk of injury from protruding actuator
 - No supplementary door handles required
 - Does not protrude into the door opening
 - Various handles available
 - Greater mechanical stability
-



101178680 - AZ/AZM 200-B30-RTAG1

- Actuator for hinged guards
 - With door detection sensor T
 - Easy and intuitive operation
 - No risk of injury from protruding actuator
 - No supplementary door handles required
 - Does not protrude into the door opening
 - Various handles available
- Greater mechanical stability



101178738 - AZ/AZM 200-B30-RTAG1P1

- One-hand emergency exit, even in de-energised condition
 - Actuator for hinged guards
 - With door detection sensor T
 - Easy and intuitive operation
 - No risk of injury from protruding actuator
 - No supplementary door handles required
 - Does not protrude into the door opening
 - Various handles available
- Greater mechanical stability



101186144 - AZ/AZM 200-B30-RTAG1P20

- One-hand emergency exit, even in de-energised condition
 - Actuator for hinged guards
 - With door detection sensor T
 - Easy and intuitive operation
 - No risk of injury from protruding actuator
 - No supplementary door handles required
 - Does not protrude into the door opening
 - Various handles available
- Greater mechanical stability



101192103 - AZ/AZM 200-B30-RTAG1P25

- One-hand emergency exit, even in de-energised condition
 - Actuator for hinged guards
 - With door detection sensor T
 - Easy and intuitive operation
 - No risk of injury from protruding actuator
 - No supplementary door handles required
 - Does not protrude into the door opening
 - Various handles available
- Greater mechanical stability



101181139 - AZ/AZM 200-B30-RTAG2

- Actuator for hinged guards
 - With door detection sensor T
 - Easy and intuitive operation
 - No risk of injury from protruding actuator
 - No supplementary door handles required
 - Does not protrude into the door opening
 - Various handles available
- Greater mechanical stability

101181143 - AZ/AZM 200-B30-RTAG2P1

- One-hand emergency exit, even in de-energised condition
- Actuator for hinged guards
- With door detection sensor T
- Easy and intuitive operation



- No risk of injury from protruding actuator
 - No supplementary door handles required
 - Does not protrude into the door opening
 - Various handles available
- Greater mechanical stability

101191659 - AZ/AZM 200-B30-RTAG2P20



- One-hand emergency exit, even in de-energised condition
 - Actuator for hinged guards
 - With door detection sensor T
 - Easy and intuitive operation
 - No risk of injury from protruding actuator
 - No supplementary door handles required
 - Does not protrude into the door opening
 - Various handles available
- Greater mechanical stability

101192104 - AZ/AZM 200-B30-RTAG2P25



- One-hand emergency exit, even in de-energised condition
 - Actuator for hinged guards
 - With door detection sensor T
 - Easy and intuitive operation
 - No risk of injury from protruding actuator
 - No supplementary door handles required
 - Does not protrude into the door opening
 - Various handles available
- Greater mechanical stability

Connector



S-K9M23

- Connector without cable
- with shrink connection
- 8+1-pole



A-K9M23

- Pre-wired cable
- 8+1-pole