

## Datasheet - SLC 425I-E/R1210-30-RFBC

Safety light curtains, Safety light grids / Safety light curtains / SLC 425I



- Protection class IP67
- Safety type 4 in accordance with IEC 61496-1
- Integrated muting und override function
- 1 ... 8 Cycles


(Minor differences between the printed image and the original product may exist!)

### Ordering details

Product type description	SLC 425I-E/R1210-30-RFBC
Article number	101207562
EAN Code	4030661378084
eCl@ss	27-27-27-04

### Approval


Approval



### Classification

Standards	EN ISO 13849-1, IEC 61508
PL	up e
Control category	up 4
PFH value	$7.42 \times 10^{-9}$ /h
SIL	up 3
Mission time	20 Years

### Global Properties

Permanent light	SLC 425I Sicherheits-Lichtvorhang
Standards	IEC/EN 61496-1/-2
Compliance with the Directives (Y/N) 	Yes
Operating resource protection class	Protection class 3
Safety type in accordance with IEC 61496-1	4
Materials	
- Material of the housings	Aluminium
Weight	
Beam coding (Y/N)	Yes
Protection field height	1210
Range of the protection field	300 - 10.000
Reaction time	25
Wave length of the sensors	880
Fade-out is possible (Y/N)	Yes
Override possible (Y/N)	Yes
reduced resolution (Y/N)	No
Clock control possible (Y/N)	Yes
Muting possible (Y/N)	Yes
Restart block (Y/N)	Yes
Master/slave function	No
Cascadable (Y/N)	No
Monitoring function of downstream devices (Y/N)	Yes
Recommended safety-monitoring module	SRB301ST SCR 211

## Mechanical data

Detection ability for test bodies	30
Number of beams	60
Design of electrical connection	Connector
- Wiring of the transmitter	connector plug M12, 4-pole
- Wiring of the receiver	connector plug M12, 8-pole
Cable length	100

## Ambient conditions

Ambient temperature	
- Min. environmental temperature	-10
- Max. environmental temperature	+50
Storage and transport temperature	
- Min. Storage and transport temperature	-25
- Max. Storage and transport temperature	+70
Protection class	IP67 to IEC/EN 60529

## Electrical data

Design of output switching element OSSD	PNP
Power consumption	
- Power consumption Transmitter	4
- Power consumption Receiver	8
Voltage type	DC
Switching voltage of the OSSD in high state	24 V $\pm$ 20%

## Outputs

---

Max. output current at secured output 500

## Electrical data - Safety outputs

---

Number of secure semi-conductor outputs 2  
Number of secure outputs with contact 0

## LED switching conditions display

---

LED switching conditions display (Y/N) Yes  
- Status and diagnostics Yes  
- 7-segment display

## ATEX

---

Explosion protection categories for gases None  
Explosion protected category for dusts None

## Dimensions

---

Dimensions of the sensor  
- Height of transmitter 1295  
- Height of Receiver 1359  
- Diameter of sensor 49

## notice

---

In case of failure (interruption of the 0 V supply) the maximum leakage current is 1 mA.

## Included in delivery

---

Delivery scope of disposable system Transmitter + receiver, Mounting angle

## Indication legend

---

A: total length  
Transmitter (Protection field height + 84.5 mm)  
Receiver (Protection field height + 148.5 mm)

## Ordering code

---

SLC 425I-E/R(1)-(2)-RFBC

(1)

0170	Protection field height 170 mm
0250	Protection field height 250 mm
0330	Protection field height 330 mm
0410	Protection field height 410 mm
0490	Protection field height 490 mm
0570	Protection field height 570 mm
0650	Protection field height 650 mm
0730	Protection field height 730 mm

0810	Protection field height 810 mm
0890	Protection field height 890 mm
0970	Protection field height 970 mm
1050	Protection field height 1050 mm
1130	Protection field height 1130 mm
1210	Protection field height 1210 mm
1290	Protection field height 1290 mm
1370	Protection field height 1370 mm
1450	Protection field height 1450 mm
1530	Protection field height 1530 mm <i>(Only for Resolution 30 mm)</i>
1610	Protection field height 1610 mm <i>(Only for Resolution 30 mm)</i>
1690	Protection field height 1690 mm <i>(Only for Resolution 30 mm)</i>
1770	Protection field height 1770 mm <i>(Only for Resolution 30 mm)</i>
(2)	
14	Resolution 14 mm
30	Resolution 30 mm

## Documents

---

**Operating instructions and Declaration of conformity** (de) 707 kB, 19.07.2011

Code: mrl\_slc425i\_de

**Operating instructions and Declaration of conformity** (pt) 642 kB, 04.09.2012

Code: mrl\_slc425i\_pt

**Operating instructions and Declaration of conformity** (pl) 520 kB, 11.09.2013

Code: mrl\_slc425i\_pl

**Operating instructions and Declaration of conformity** (it) 638 kB, 03.11.2011

Code: mrl\_slc425i\_it

**Operating instructions and Declaration of conformity** (it) 618 kB, 02.05.2011

Code: mrl\_slc425i\_it

**Operating instructions and Declaration of conformity** (fr) 644 kB, 06.02.2012

Code: mrl\_slc425i\_fr

**Operating instructions and Declaration of conformity** (da) 660 kB, 09.08.2012

Code: mrl\_slc425i\_da

**Operating instructions and Declaration of conformity** (jp) 779 kB, 17.07.2012

Code: mrl\_slc425i\_jp

**Operating instructions and Declaration of conformity** (en) 702 kB, 19.07.2011

Code: mrl\_slc425i\_en

**Operating instructions and Declaration of conformity** (nl) 650 kB, 03.11.2011

Code: mrl\_slc425i\_nl

**Operating instructions and Declaration of conformity** (es) 666 kB, 04.09.2012

Code: mrl\_slc425i\_es

**BG-test certificate** (de, en) 1 MB, 14.10.2016

Code: z\_slcp08

**Brochure** (it) 2 MB, 01.03.2018

Code: b\_optoshort\_it

**Brochure** (pt) 2 MB, 26.10.2018

Code: b\_optoshort\_pt

**Brochure** (es) 2 MB, 23.10.2018

Code: b\_optoshort\_es

**Brochure** (fr) 2 MB, 20.11.2018

Code: b\_optoshort\_fr

**Brochure** (en) 2 MB, 23.10.2018

Code: b\_optoshort\_en

**Brochure** (pl) 2 MB, 03.08.2018

Code: b\_optoshort\_pl

**Brochure** (de) 2 MB, 22.10.2018

Code: b\_optoshort\_de

**EAC certification** (ru) 772 kB, 05.10.2015

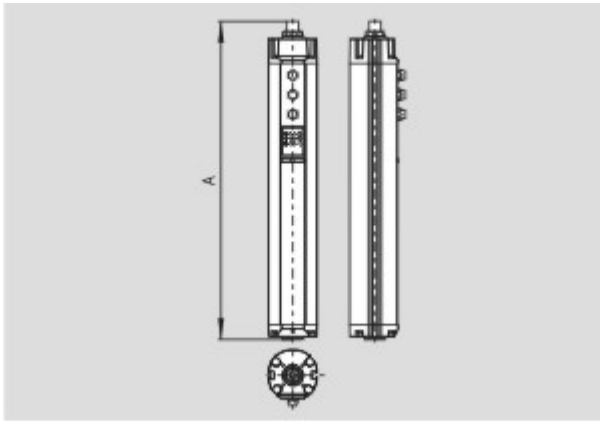
Code: q\_6395p17\_ru

**EAC certification** (ru) 1 MB, 15.03.2018

Code: q\_slbp01

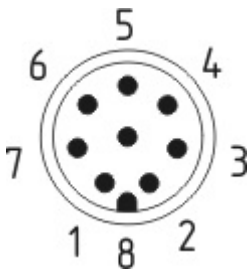
## Images

---



Dimensional drawing (basic component)

---



Contact arrangement

---

## System components

---

## Safety control modules



### SRB301ST

- Suitable for signal processing of potential-free outputs, e.g. emergency stop command devices, position switches and solenoid interlocks
- Suitable for signal processing of outputs connected to potentials (AOPDs), e.g. safety light grids/curtains
- Fit for signal evaluation of outputs of safety magnetic switches
- 3 safety contacts, STOP 0
- 1 Signalling output



### SRB 301LC/B

- Fit for signal evaluation of outputs of safety magnetic switches (to this end, integrated current and voltage limiters)
- Suitable for signal processing of potential-free outputs, e.g. emergency stop command devices, position switches and solenoid interlocks
- Suitable for signal processing of outputs connected to potentials (AOPDs), e.g. safety light grids/curtains
- 3 safety contacts, STOP 0
- 1 Signalling output

---

## Connector



### KA-08

- for Transmitter
- Pre-wired cable
- 4-pole
- for SLC/SLG



### KA-09

- Pre-wired cable
- 8-pole
- for SLC/SLG

---

## Configuration software



### 103010773 - SLC4V430

- Configuration software