

## Datasheet - IFL 2-12-10STN

Inductive proximity switch / Housing construction form: cylinder, thread / IFL - M12



Preferred typ



- Design M12
- Metal enclosure
- DC 3-wire
- Connector M12

(Minor differences between the printed image and the original product may exist!)

### Ordering details

Product type description	IFL 2-12-10STN
Article number	101101328
EAN Code	4030661008899
eCl@ss	27-27-01-01

### Global Properties

Permanent light	IFL - M 12
Standards	IEC/EN 60947-5-2; DIN VDE 0660-208
Compliance with the Directives (Y/N) 	Yes
Operating resource protection class	None
Materials	
- Material of the housings	Brass
- Material of the nuts	Brass, nickel-plated
- Material of the active surface	Plastic
Housing coating	nickel-plated
Housing construction form	cylinder, thread
Weight	30

### Mechanical data

Design of electrical connection	Connector M12
mechanical installation conditions	flush

Switch distance $S_n$	2 mm
Reduction factor 1 met (Y/N)	No
Protection circuit	inductive interference protection, Protection against polarity reversal, short-circuit and overload proof
Pressure resistant (Y/N)	No
Tightening torque for nuts	A/F 17 max. 1500 Ncm
- in the shell core area: max. 500 Ncm	

## Ambient conditions

---

Ambient temperature	
- Min. environmental temperature	-25
- Max. environmental temperature	+ 70
Protection class	IP67 to IEC/EN 60529

## Electrical data

---

Design of control element	Normally open contact (NO)
Number of wire	3
Voltage type	DC, direct current
Supply voltage	
- Min. supply voltage	10
- Max. supply voltage	30
Switch frequency	approx. 800 HZ
Voltage drop $U_d$	approx. 1.2 V (200 mA)
Operating current $I_e$	200 mA
No-load current $I_o$	approx. 3 mA (24 V)

## Outputs

---

Design of control output	NPN
--------------------------	-----

## LED switching conditions display

---

LED switching conditions display (Y/N)	Yes
- yellow LED	

## ATEX

---

Explosion protection categories for gases	None
Explosion protected category for dusts	None

## Dimensions

---

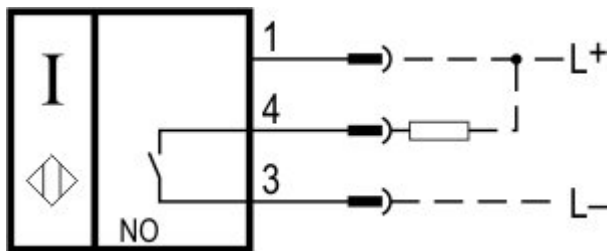
Dimensions of the sensor	
- Length of sensor	61
- Diameter of sensor	M12

## notice






---

Instead of nuts, a mounting clamp can be provided.

## Diagram



Note Diagram

-  positive break NC contact
-  active
-  no active
-  Normally-open contact
-  Normally-closed contact

## Ordering code

IFL (1)-(2)(3)-(4)(5)(6)(7)(8)-(9)

<b>(1)</b>	
<b>2</b>	Switch distance 2 mm
<b>4</b>	Switch distance 4 mm
<b>B</b>	Quasi-embeddable
<b>(2)</b>	
<b>12</b>	cylinder, thread M12, Metal film
<b>120</b>	cylinder, thread M12, Plastic
<b>(3)</b>	
<i>without</i>	Included in standard version Design
<b>M</b>	miniature body
<b>L</b>	Long design
<b>(4)</b>	
<b>01</b>	Opener (NC)
<b>10</b>	Normally open contact (NO)
<b>10/01</b>	Normally open contact (NO) / Opener (NC) with Wiring compartment
<b>11</b>	Normally open contact (NO) / Opener (NC) antivalent
<b>(5)</b>	
<i>without</i>	Cable
<b>ST</b>	Connector
<b>T</b>	Conductor with strain relief
<b>(6)</b>	
<i>without</i>	Included in standard version Plug-in connection
<b>2</b>	Alternative Plug-in connection
<b>(7)</b>	
<b>N</b>	n-type
<b>P</b>	p-type
<b>(8)</b>	
<b>K</b>	Max. fuse rating
<b>1</b>	pulsed
<b>(9)</b>	
<b>2033</b>	Stainless steel enclosure

## Documents

---

**Operating instructions** (nl) 134 kB, 01.08.2018

Code: mrl\_ifl-allgemein\_nl

**Operating instructions** (en) 128 kB, 31.08.2016

Code: mrl\_ifl-allgemein\_en

**Operating instructions** (pl) 137 kB, 21.10.2016

Code: mrl\_ifl-allgemein\_pl

**Operating instructions** (pt) 109 kB, 06.04.2017

Code: mrl\_ifl-allgemein\_pt

**Operating instructions** (it) 108 kB, 21.10.2016

Code: mrl\_ifl-allgemein\_it

**Operating instructions** (es) 110 kB, 21.10.2016

Code: mrl\_ifl-allgemein\_es

**Operating instructions** (cn) 177 kB, 05.05.2017

Code: mrl\_ifl-allgemein\_cn

**Operating instructions** (de) 131 kB, 31.08.2016

Code: mrl\_ifl-allgemein\_de

**Operating instructions** (fr) 110 kB, 21.10.2016

Code: mrl\_ifl-allgemein\_fr

**Declaration of conformity** (en) 91 kB, 13.04.2017

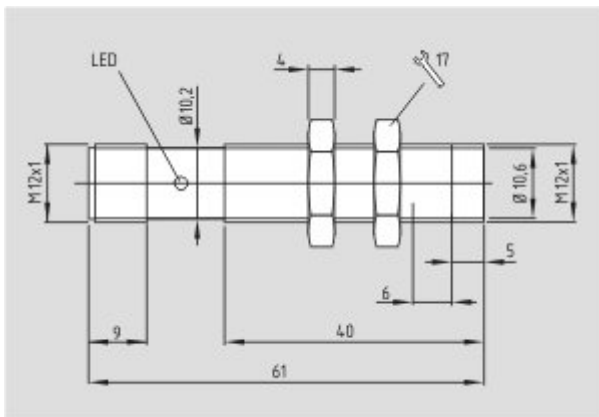
Code: konfi\_ifl\_en

**Declaration of conformity** (de) 96 kB, 01.07.2016

Code: konfi\_ifl\_de

## Images

---



Dimensional drawing (basic component)

---

## System components

## Mounting accessories



#### 101068880 - MOUNTING CLAMP H 12

- For a smooth fitting of the proximity switches with cylindric shape  $\varnothing$  12 mm or thread M12

---

K.A. Schmersal GmbH & Co. KG, Möddinghofe 30, D-42279 Wuppertal

The data and values have been checked thoroughly. Technical modifications and errors excepted.

Generiert am 13.02.2019 - 13:06:59h Kasbase 3.3.0.F.64I