

Datasheet - SVE3/xxx-115VAC

Key transfer system / SVE - Key selector switch - Interlocking equipment



- Thermoplastic enclosure
- Protection class IP65

(Minor differences between the printed image and the original product may exist!)

Ordering details



Product type description	SVE3/xxx-115VAC
Article number	SVE3/xxx-115VAC
EAN Code	
notice	In the order/inquiry the requested lock number "xxx" must be specified (e.g. SVE3/115/115/115-115VAC)! If no lock number is indicated in the order/inquiry, we will supply a lock number at our discretion. The user must ensure that lock numbers are not assigned twice in a single plant (factory site)! The user must ensure that no double key bit numbers are allocated on one site (company site)!
eCl@ss	27-27-26-03

Classification

Standards	EN ISO 13849-1
B10d Normally-closed contact (NC)	100.000
Mission time	20 Years
notice	$MTTF_d = \frac{B_{10d}}{0,1 \times n_{op}}$ $n_{op} = \frac{d_{op} \times h_{op} \times 3600 \text{ s/h}}{t_{cycle}}$

Global Properties

Permanent light	Schlüssel-Wahlschalter
Standards	IEC/EN 60947-1, IEC 60947-5-1, EN 1088
Compliance with the Directives (Y/N)	Yes
Number of key selector switch	3
Active principle	electromechanical
Duty cycle	Magnet 100

Materials	
- Material of the housings	Plastic, glass-fibre reinforced thermoplastic, self-extinguishing
- Material of the contacts	Silver
Housing coating	None
Enclosure color	Black / Silver
Color	
- Colour of the key grip	 Silver
- Colour of the key	 Silver
Weight	750
Key number	xxx
Key selector switch position	left, centered, right
Locking system	Included in standard version

Mechanical data

Connection type	Screw connection
Cable section	
- Min. Cable section	0,25
- Max. Cable section	2.5
Mechanical life	100.000 operations
notice	All indications about the cable section are including the conductor ferrules.
Emergency unlocking device (Y/N)	No
Manual release (Y/N)	Yes
Emergency release (Y/N)	No

Ambient conditions

Ambient temperature	
- Min. environmental temperature	0
- Max. environmental temperature	+50
Protection class	IP65 / IP20 to IEC/EN 60529

Electrical data

Design of control element	Normally open contact (NO), Opener (NC)
Switching principle	Creep circuit element
Number of auxiliary contacts	4
Number of safety contacts	2
Power to unlock	Yes
Power to lock	No
Rated control voltage	115
Power consumption	8.5
Rated impulse withstand voltage	2.5
Rated insulation voltage	250
Thermal test current	4 A
Utilisation category	AC-15: 230 V / 4 A, DC-13: 24 V / 4 A
Max. fuse rating	4 A gG D-fuse To DIN EN 60269-1
notice	NC contacts in series

ATEX

Explosion protection categories for gases	None
Explosion protected category for dusts	None

Dimensions

Dimensions of the sensor	
- Width of sensor	96
- Height of sensor	169
- Length of sensor	144

Included in delivery

Key and triangular tool included in delivery (incl. 1 key for emergencies)

notice - Operating principle

see drawing: Operating principle	Key 1-3 in Pos. 1, magnet de-energised: key-operated switch locked, NC contacts closed, key not withdrawable Key 1-3 in Pos. 1, magnet energised NC contact open: key-operated switch unlocked, NC contacts closed, key not withdrawable Key 1-3 in Pos. 2, magnet energised NC contact open: key-operated switch unlocked, NC contacts open, key withdrawable Triangular tool for manual release in Pos. 3: key-operated switch mechanically locked, magnet non-operational, NC contact open Triangular tool for manual release in Pos.4: magnet operational
---	---

Ordering code

SVE(1)(2)(3)/(4)(5)(6)-(7)	
notice	Not all variations can be supplied. The available order code used to convert the product part name.
(1)	
1	1 Key selector switch
2	2 Key selector switch
3	3 Key selector switch
(2)	
without	Included in standard version Locking system
-Z/	Central locking system-Locking system
(3)	
without	Included in standard version Silver
SR/	
(4)	
xxx	Key number (n) 100 ... 999
(5)	
oo/oo	Colour of the key grip ■ (BR) ■ (GB) ■ (RT) ■ (BL) ■ (WS) ■ (GR) ■ (GN) ■ (SW) and all combinations resulting thereof
(6)	
without	Magnet: 1 Opener (NC) / 1 Normally open contact (NO) Key selector switch: 1 Opener (NC) / 1 Normally open contact (NO)
-3OE	Magnet: 1 Opener (NC) / 1 Normally open contact (NO)

-W

Key selector switch 2 Opener (NC) / 1 Normally open contact (NO)

Magnet: 1 Opener (NC) / 1 Normally open contact (NO)

Key selector switch 2 Opener (NC) / 1 Normally open contact (NO)

(7)

24VDC

U_s 24 VDC

24VAC

U_s 24 VAC

115VAC

U_s 115 VAC

230VAC

U_s 230 VAC

Documents

Operating instructions and Declaration of conformity (da) 2 MB, 25.09.2015

Code: mrl_shgv-sve-svm_da

Operating instructions and Declaration of conformity (es) 2 MB, 22.08.2016

Code: mrl_shgv-sve-svm_es

Operating instructions and Declaration of conformity (jp) 2 MB, 23.03.2017

Code: mrl_shgv-sve-svm_jp

Operating instructions and Declaration of conformity (de) 2 MB, 25.07.2016

Code: mrl_shgv-sve-svm_de

Operating instructions and Declaration of conformity (fr) 2 MB, 16.09.2016

Code: mrl_shgv-sve-svm_fr

Operating instructions and Declaration of conformity (nl) 2 MB, 08.08.2018

Code: mrl_shgv-sve-svm_nl

Operating instructions and Declaration of conformity (en) 2 MB, 25.07.2016

Code: mrl_shgv-sve-svm_en

Operating instructions and Declaration of conformity (pt) 2 MB, 23.08.2016

Code: mrl_shgv-sve-svm_pt

Operating instructions and Declaration of conformity (cn) 2 MB, 27.07.2017

Code: mrl_shgv-sve-svm_cn

Operating instructions and Declaration of conformity (pl) 2 MB, 22.11.2016

Code: mrl_shgv-sve-svm_pl

Operating instructions and Declaration of conformity (it) 2 MB, 02.09.2016

Code: mrl_shgv-sve-svm_it

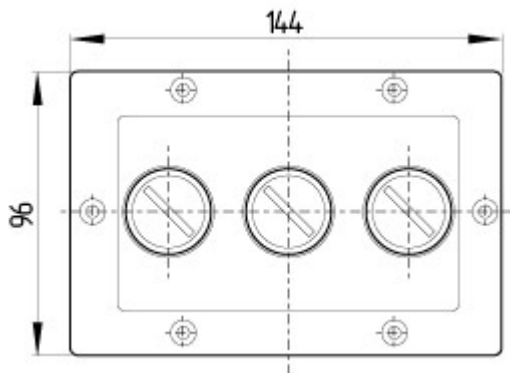
CCC certification (cn) 2 MB, 29.10.2018

Code: q_svep03

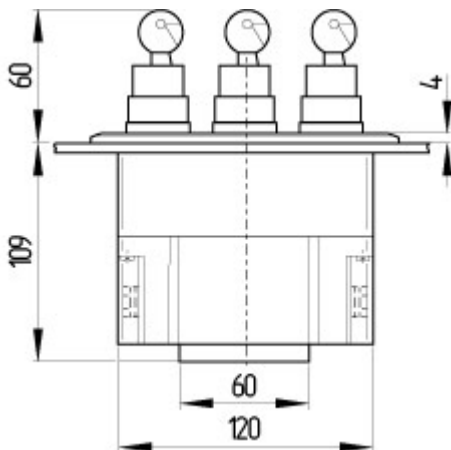
CCC certification (en) 2 MB, 29.10.2018

Code: q_svep02

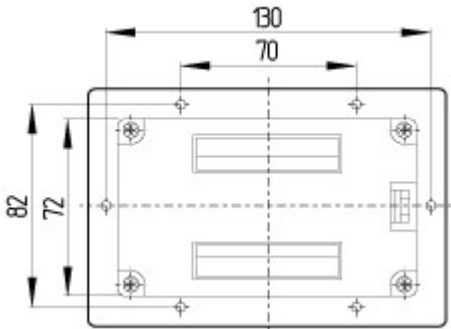
Images



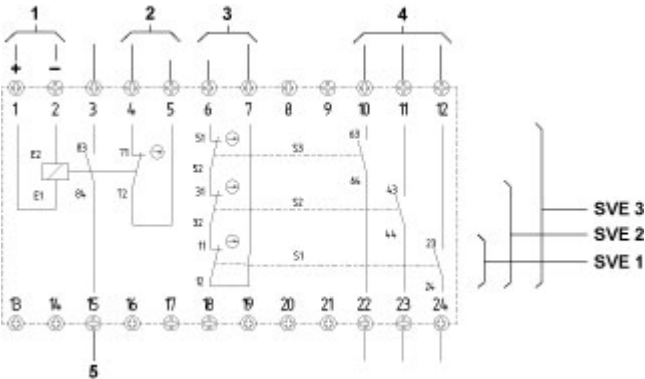
Dimensional drawing (basic component)



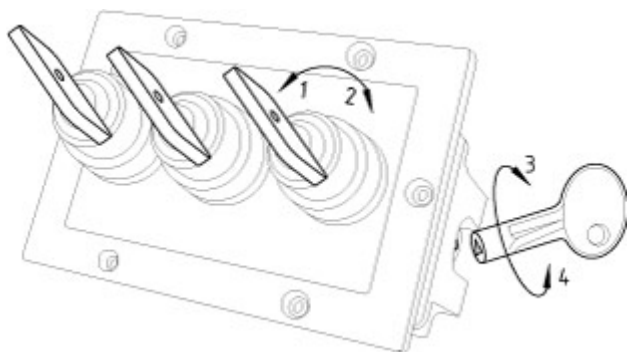
Dimensional drawing (basic component)



Dimensional drawing (basic component)



Wiring example



Operating principle

K.A. Schmersal GmbH & Co. KG, Möddinghofe 30, D-42279 Wuppertal

The data and values have been checked thoroughly. Technical modifications and errors excepted.

Generiert am 13.02.2019 - 13:10:00h Kasbase 3.3.0.F.64I