

## Datasheet - SHGV/RD1/x1x/x2x+x3x

Key transfer system / SHGV - Guard locking device



- Aluminium enclosure
- Protection class IP65
- Right-hand side locking cylinder
- with one actuating head
- Additional frontal locking cylinder

(Minor differences between the printed image and the original product may exist!)

### Ordering details

Product type description	SHGV/RD1/x1x/x2x+x3x
Article number	SHGVRD1/x1x/x2x+x3x
EAN Code	
notice	<p>In the order/enquiry, the required key bitting numbers "x1x" (primary cylinder) and "x2x" (secondary cylinder) and the required actuator "x3X" must be indicated (e.g. SHGV/RD1/115/38+BO)!          If no lock number is indicated in the order/enquiry, we will supply a lock number at our discretion.          The user must ensure that lock numbers are not assigned twice in a single plant (factory site)!          If no actuator is specified in the order/enquiry, we supply the default actuator BO.          The user must ensure that no double key bit numbers are allocated on one site (company site)!</p>
eCl@ss	27-39-01-90

### Approval




Approval	-
----------	---

### Classification

B10d Normally-closed contact (NC)	100.000 operations
Mission time	20 Years
Standards	EN ISO 13849-1

## Global Properties

---

Permanent light	Zuhalteeinrichtung
Standards	IEC/EN 60947-5-1
Compliance with the Directives (Y/N)	Yes
Suitable for safety functions (Y/N)	Yes
Number of actuating directions	4
Materials	
- Material of the housings	Aluminium / Steel chromated
- Material of the cylinder lock	Steel
Housing coating	painted
- Enclosure color	 red
Color	
- Colour of the key grip	 Silver
- Colour of the key	 Silver
Weight	470
Key number	
- primary key	x1x
- secondary key	x2x
Actuator	x3x
Locking system	Included in standard version
Key	1

## Mechanical data

---

Active principle	mechanical
Mechanical life	100.000 operations
resistance to shock	30 / 18
resistant to vibration	> 15 / 10...200
Latching force	5
Clamping force	1250

## Ambient conditions

---

Ambient temperature	
- Min. environmental temperature	-25
- Max. environmental temperature	+70
Storage and transport temperature	
- Min. Storage and transport temperature	-40
- Max. Storage and transport temperature	+80
Protection class	IP65 to IEC/EN 60529

## LED switching conditions display

---

With integrated LED (Y/N)	No
---------------------------	----

## ATEX

---

Explosion protection categories for gases	None
Explosion protected category for dusts	None

## Miscellaneous data

---

## Applications



sliding safety guard



removable guard



hinged safety guard

## Dimensions

### Dimensions

- Width	87
- Height	103
- Length	90

## notice

notice zusätzlicher Schließzylinder frontseitig nur bei Ausführung "L" und "R"

## Ordering code

SHGV(1)(2)(3)(4)(5)/(6)/(7)(8)+(9)

<b>notice</b>	<b>Not all variations can be supplied. The available order code used to convert the product part name.</b>
<b>(1)</b> without -Z/	Included in standard version Locking system Central locking system-Locking system
<b>(2)</b> without /SR	Included in standard version Silver coloured key heads
<b>(3)</b> B L R	Bottom-side locking cylinder Left-hand side locking cylinder Right-hand side locking cylinder
<b>(4)</b> D	additional frontal locking cylinder
<b>(5)</b> 1.0 1.1	with one actuating head with two actuating heads
<b>(6)</b> x1x	Key number (n) 100 ... 999
<b>(7)</b> x2x	Key number ( n) additional frontal locking cylinder 32 ... 99
<b>(8)</b> oo/oo	Colour of the key grip ■ (BR) ■ (GB) ■ (RT) ■ (BL) ■ (WS) ■ (GR) ■ (GN) ■ (SW) and all combinations resulting thereof
<b>(9)</b> BO	Straight actuator (Included in standard version)

<b>BOW</b>	Angled actuator
<b>BOR</b>	Radius actuator
<b>BOWR</b>	Radius actuator angled
<b>BOF/HIS.1</b>	Telescopic actuator, Mounting rear
<b>BOF/HIS.2</b>	Telescopic actuator, Mounting above

## Documents

---

**Datasheet** (en) 71 kB, 03.08.2010

Code: gshgvp02

**Datasheet** (de) 73 kB, 03.08.2010

Code: kshgvp02

**Operating instructions and Declaration of conformity** (es) 2 MB, 22.08.2016

Code: mrl\_shgv-sve-svm\_es

**Operating instructions and Declaration of conformity** (jp) 2 MB, 23.03.2017

Code: mrl\_shgv-sve-svm\_jp

**Operating instructions and Declaration of conformity** (de) 2 MB, 25.07.2016

Code: mrl\_shgv-sve-svm\_de

**Operating instructions and Declaration of conformity** (fr) 2 MB, 16.09.2016

Code: mrl\_shgv-sve-svm\_fr

**Operating instructions and Declaration of conformity** (nl) 2 MB, 08.08.2018

Code: mrl\_shgv-sve-svm\_nl

**Operating instructions and Declaration of conformity** (en) 2 MB, 25.07.2016

Code: mrl\_shgv-sve-svm\_en

**Operating instructions and Declaration of conformity** (pt) 2 MB, 23.08.2016

Code: mrl\_shgv-sve-svm\_pt

**Operating instructions and Declaration of conformity** (cn) 2 MB, 27.07.2017

Code: mrl\_shgv-sve-svm\_cn

**Operating instructions and Declaration of conformity** (pl) 2 MB, 22.11.2016

Code: mrl\_shgv-sve-svm\_pl

**Operating instructions and Declaration of conformity** (it) 2 MB, 02.09.2016

Code: mrl\_shgv-sve-svm\_it

**Info** (en) 567 kB, 11.09.2012

Code: gshgvp01

**Info** (de) 372 kB, 11.09.2012

Code: kshgvp01

## Images

---





---

**101014462 - BOW**

- Minimum actuating radius 400 mm
- Angled actuator



---

**101014460 - BO**

- Minimum actuating radius 400 mm
- Straight actuator

---

K.A. Schmersal GmbH & Co. KG, Möddinghofe 30, D-42279 Wuppertal

The data and values have been checked thoroughly. Technical modifications and errors excepted.

Generiert am 13.02.2019 - 13:09:26h Kasbase 3.3.0.F.64I