

Datasheet - TF 232-02F

Foot switch / F 232



- with start/stop function
- 2 Contacts
- Metal enclosure
- single-pedal types
- High level of stability
- Cable entry M 20 x 1.5
- Low operating height of pedal
- Also available as safety foot switch

(Minor differences between the printed image and the original product may exist!)

Ordering details

Product type description	TF 232-02F
Article number	TF 232-02F
EAN Code	
eCl@ss	27-37-12-18

Approval

Approval



Global Properties

Permanent light	F 232
Standards	EN 60947-5-1, DIN VDE 0660-200, BG-GS-ET-15
Compliance with the Directives (Y/N)	Yes
Suitable for safety functions (Y/N)	No
Materials	
- Material of the housings	Aluminium
- Material of the cover	Aluminium
- Material of the protective shield	Aluminium
- Material of the pedal	Plastic, glass-fibre reinforced thermoplastic
Housing coating	powder-coated
Colouring	
- Enclosure color	RAL 9006 (White aluminum)
Weight	1100
with start/stop function (Y/N)	Yes
Suitable for EMERGENCY-OFF (Y/N)	No

Protection hood (Y/N)	No
3-phase actuation with pressure point (Y/N)	No

Mechanical data

Design of electrical connection	Screw connection
Cable section	
- Min. Cable section	
- Max. Cable section	1 x 2.5
Mechanical life	> 1.000.000 operations
notice	All indications about the cable section are including the conductor ferrules.
Latching (Y/N)	No
Probing possible (Y/N)	Yes

Ambient conditions

Ambient temperature	
- Min. environmental temperature	-25
- Max. environmental temperature	+70
Protection type IP	IP65 to IEC/EN 60529

Electrical data

Design of control element	Opener (NC)
Switching principle	Slow action
Number of shutters	0
Number of openers	2
Rated impulse withstand voltage U_{imp}	6 kV
Rated insulation voltage U_i	500 V
Thermal test current I_{the}	10 A
Utilisation category	AC-15: 230 V / 4 A, DC-13: 24 V / 1 A
Max. fuse rating	6 A gG D-fuse

Dimensions

Dimensions	
- Width	170 mm
- Height	189 mm
- Depth	274 mm


notice

The start/stop function is exclusively available with one switch insert per pedal (11 or 02) and slow action (T), e.g. TFH 232-11f

Diagram

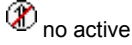


Note Diagram

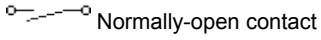
 positive break NC contact



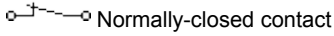
active



no active



Normally-open contact



Normally-closed contact

Ordering code

(1)F(2) 232-(3)-(4)

(1)

T Slow action

Z Snap action

(2)

without without Protective shield

H with Protective shield

(3)

11 1 Normally open contact (NO) / 1 Opener (NC)

02 2 Opener (NC)

20 2 Normally open contact (NO)

22 2 Normally open contact (NO) / 2 Opener (NC)

04 4 Opener (NC)

40 4 Normally open contact (NO)

(4)

HD 3-phase actuation with pressure point

F with start/stop function

Documents

Operating instructions and Declaration of conformity (da) 259 kB, 07.08.2012

Code: mrl_f232_da

Operating instructions and Declaration of conformity (it) 736 kB, 04.08.2010

Code: mrl_f232_it

Operating instructions and Declaration of conformity (jp) 925 kB, 16.12.2010

Code: mrl_f232_jp

Operating instructions and Declaration of conformity (pl) 278 kB, 01.08.2014

Code: mrl_f232_pl

Operating instructions and Declaration of conformity (fr) 734 kB, 04.08.2010

Code: mrl_f232_fr

Operating instructions and Declaration of conformity (cs) 260 kB, 12.03.2012

Code: mrl_f232_cs

Operating instructions and Declaration of conformity (nl) 740 kB, 04.08.2010

Code: mrl_f232_nl

Operating instructions and Declaration of conformity (pt) 273 kB, 05.01.2015

Code: mrl_f232_pt

Operating instructions and Declaration of conformity (en) 319 kB, 15.12.2016

Code: mrl_f232_en

Operating instructions and Declaration of conformity (en) 488 kB, 11.05.2010

Code: mrl_f232_en

Operating instructions and Declaration of conformity (de) 324 kB, 15.12.2016

Code: mrl_f232_de

Operating instructions and Declaration of conformity (es) 728 kB, 04.08.2010

Code: mrl_f232_es

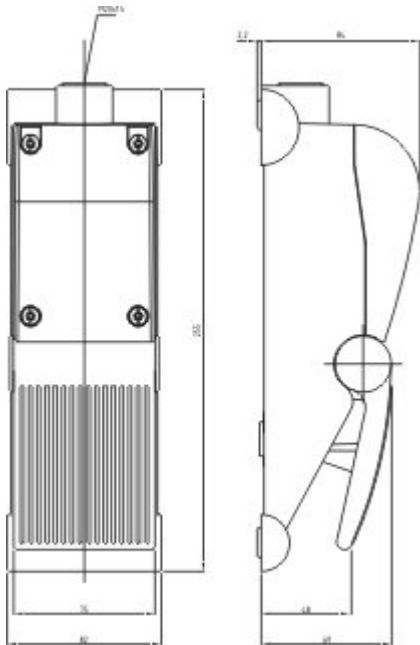
CCC certification (en) 975 kB, 24.05.2016

Code: q_455p02

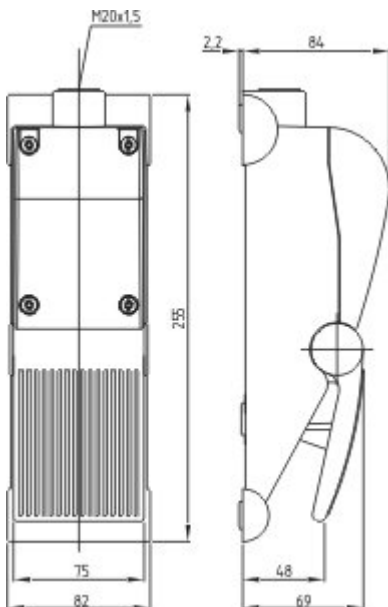
CCC certification (cn) 948 kB, 24.05.2016

Code: q_455p03

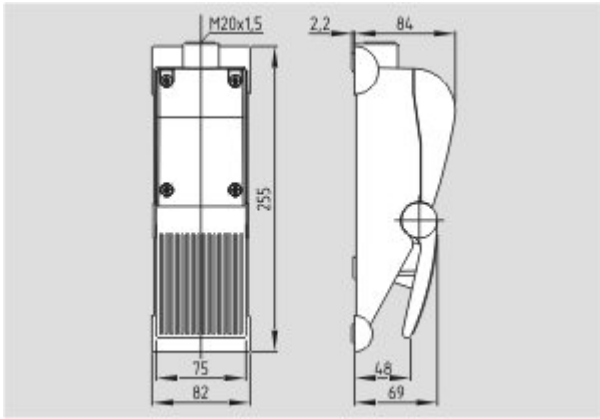
Images



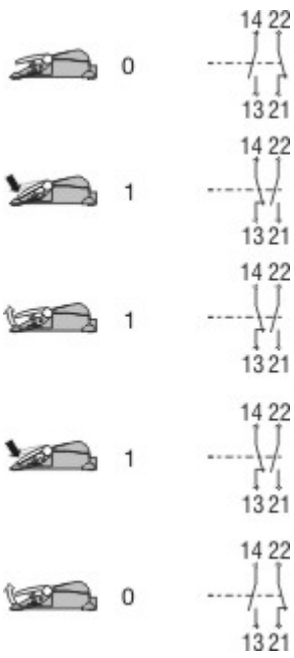
Dimensional drawing (basic component)



Dimensional drawing (basic component)



Dimensional drawing (basic component)



Operating principle

K.A. Schmersal GmbH & Co. KG, Möddinghofe 30, D-42279 Wuppertal

The data and values have been checked thoroughly. Technical modifications and errors excepted.

Generiert am 13.02.2019 - 13:01:40h Kasbase 3.3.0.F.64l