

Datasheet - EF303F.1



Command and signalling devices / Contact and light terminal blocks (EF/EL) System / contact elements / contact element EF - (N)



- Flat plug-in connector
- Mounting flange position 1
- 11-12; 23-24 (Contact labelling)
- Suitable for EMERGENCY-OFF

(Minor differences between the printed image and the original product may exist!)

Ordering details

Product type description	EF303F.1
Article number	101022140
EAN Code	
eCl@ss	27-37-13-02

Approval

Approval



Global Properties

Permanent light	Kontaktelement EF
Standards	IEC/EN 60947-1, EN 60947-5-1
Compliance with the Directives (Y/N)	Yes
Contact labelling	11-12; 23-24
Materials	
- Material of the housings	Plastic, glass-fibre reinforced thermoplastic, self-extinguishing
- Material of the contacts	Silver
Weight	20
Suitable for EMERGENCY-OFF (Y/N)	Yes

Mechanical data

Connection type notice	Flat plug-in connector - 6.3 mm x 0,8 mm / 2 x 2.8 mm x 0,8 mm
Assembly	pluggable
Mounting flange position	1
Mechanical life / contact element	10.000.000 operations
Switching frequency	1200
resistance to shock	110 g / 4 ms
resistant to vibration	> 20 g / 10 ... 200 HZ
Bounce duration (100 mm/s)	< 5 ms
positive break travel	2
Contact opening	3 Normally open contact (NO) 3 Opener (NC)

Ambient conditions

Ambient temperature	
- Min. environmental temperature	-25
- Max. environmental temperature	+80
Protection class	
- Protection class-Terminals	IP20
- Protection class switching compartments	IP40

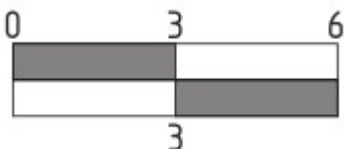
Electrical data

Design of control element	Opener (NC), Normally open contact (NO)
Switching principle	Slow action
Number of shutters	1
Number of openers	1
Rated insulation voltage U_i	400 V
Thermal test current I_{the}	10 A
Utilisation category	AC-15: 230 V / 8 A DC-13: 24 V / 5 A
Max. fuse rating	10 A gG D-fuse slow blow
Test voltage (enclosed)	2500 VAC
Suitable for low-voltages	≥ 5 V, 3.2 mA


Dimensions

Dimensions	
- Width	10 mm
- Length	46 mm
- Depth	60 mm

Switch travel diagram



Notes Switch travel diagram

 Contact closed

- Contact open
 - Setting range
 - Break point
 - Positive opening sequence/- angle
- VS** adjustable range of NO contact
VÖ adjustable range of NC contact
N after travel

Documents

CCC certification (en) 1 MB, 20.06.2017

Code: q_efelp02

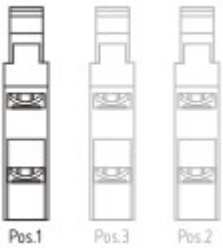
CCC certification (cn) 1 MB, 20.06.2017

Code: q_efelp03

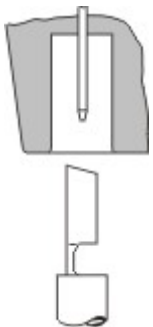
EAC certification (ru) 779 kB, 05.10.2015

Code: q_6043p17_ru

Images



Application



Operating principle
