

Datasheet - TESZ110/45

Safety switch for hinged guards / Hinge safety switch / TESZ



- Thermoplastic enclosure
- Double-insulated \square
- Good resistance to oil and petroleum spirit
- 111,5 mm x 92 mm x 36 mm
- 2 cable entries M 20 x 1.5
- Simple fitting, especially on 45 mm profiles

(Minor differences between the printed image and the original product may exist!)

Ordering details

Product type description	TESZ110/45
Article number	101030525
EAN Code	
eCl@ss	27-27-26-01

Approval


Approval



Classification

Standards	EN ISO 13849-1
B10d Normally-closed contact (NC)	2.000.000
B10d Normally open contact (NO)	1.000.000
Mission time	20 Years
notice	$MTTF_d = \frac{B_{10d}}{0,1 \times n_{op}}$ $n_{op} = \frac{d_{op} \times h_{op} \times 3600 \text{ s/h}}{t_{cycle}}$

Global Properties

Permanent light	TESZ
Standards	IEC/EN 60947-5-1, BG-GS-ET-15
Compliance with the Directives (Y/N) 	Yes
Materials	
- Material of the housings	Plastic, glass-fibre reinforced thermoplastic, self-extinguishing
- Material of the contacts	Silver
- Material of the hinge	Aluminium
Housing coating	None
Weight	462

Mechanical data

Design of electrical connection	Screw connection
Cable entry M 20 x 1.5	2
Cable section	
- Min. Cable section	0,5
- Max. Cable section	1.5
Mechanical life	> 1.000.000 operations
Switching frequency	120
notice	All indications about the cable section are including the conductor ferrules.
Positive break angle	10
Positive break force	1
additional hinge (Y/N)	Yes
mounting hinge (Y/N)	Yes

Ambient conditions

Ambient temperature	
- Min. environmental temperature	-25
- Max. environmental temperature	+65
Protection class	IP65

Electrical data

Design of control element	Opener (NC)
Switching principle	Creep circuit element
Number of auxiliary contacts	0
Number of safety contacts	2
Rated impulse withstand voltage	2.5
Rated insulation voltage	250
Thermal test current	2.5 A
Utilisation category	AC-15: 230 V / 2 A, DC-13: 24 V / 1 A
Max. fuse rating	2 A gG D-fuse

ATEX

Explosion protection categories for gases	None
Explosion protected category for dusts	None

Dimensions

Dimensions of the sensor

- Width of sensor	111.5
- Height of sensor	92
- Length of sensor	36
Suitable for mounting to profile systems	45

notice






The additional hinge including mounting accessories is also available separately, part number Z 400

The opening angle has been set to 4° in factory.

Diagram








Note Diagram

-  positive break NC contact
-  active
-  no active
-  Normally-open contact
-  Normally-closed contact

Switch travel diagram



Notes Switch travel diagram

-  Contact closed
 -  Contact open
 -  Setting range
 -  Break point
 -  Positive opening sequence/- angle
- VS** adjustable range of NO contact
VÖ adjustable range of NC contact
N after travel

Ordering code

TESZ(1)(2)(3)(4)/(5)(6)/(7)

(1)

without

X

(2)

R

(3)

10

102

110

Material of the hinge Aluminium

Material of the hinge Stainless steel

mechanische Wiederanlaufsperr

1 Opener (NC)

1 Opener (NC) / 1 Normally open contact (NO)

2 Opener (NC)

1102	2 Opener (NC) / 1 Normally open contact (NO)
1110	3 Opener (NC)
(4)	
<i>without</i>	Screw connection
ST1	male connector bottom (M12, 8-pole)
ST2	Connector above (M12, 8-pole)
(5)	
<i>without</i>	with additional hinge
S	without additional hinge
(6)	
30	Suitable for mounting to profile systems 30 mm
35	Suitable for mounting to profile systems 35 mm
<i>without</i>	Suitable for mounting to profile systems 40 mm
45	Suitable for mounting to profile systems 45 mm
(7)	
<i>without</i>	switching angle Opener (NC) at 4°
5°	switching angle Opener (NC) at 5°
8°	switching angle Opener (NC) at 8°

Documents

Datasheet (de) 901 kB, 10.09.2012

Code: kteszp01

Datasheet (en) 1 MB, 10.09.2012

Code: gteszp02

Operating instructions and Declaration of conformity (de) 331 kB, 09.10.2018

Code: mrl_tesz_de

Operating instructions and Declaration of conformity (fr) 338 kB, 09.10.2018

Code: mrl_tesz_fr

Operating instructions and Declaration of conformity (fr) 469 kB, 26.07.2012

Code: mrl_tesz_fr

Operating instructions and Declaration of conformity (es) 336 kB, 09.10.2018

Code: mrl_tesz_es

Operating instructions and Declaration of conformity (nl) 374 kB, 09.10.2018

Code: mrl_tesz_nl

Operating instructions and Declaration of conformity (en) 337 kB, 09.10.2018

Code: mrl_tesz_en

Operating instructions and Declaration of conformity (cn) 439 kB, 09.10.2018

Code: mrl_tesz_cn

Operating instructions and Declaration of conformity (it) 330 kB, 09.10.2018

Code: mrl_tesz_it

Operating instructions and Declaration of conformity (jp) 438 kB, 09.10.2018

Code: mrl_tesz_jp

Operating instructions and Declaration of conformity (pl) 371 kB, 09.10.2018

Code: mrl_tesz_pl

Operating instructions and Declaration of conformity (pt) 342 kB, 09.10.2018

Code: mrl_tesz_pt

BG-test certificate (de) 1 MB, 31.07.2018

Code: z_tesp04

BG-test certificate (en) 1 MB, 31.07.2018

Code: z_tesp05

CCC certification (cn) 755 kB, 02.08.2016

Code: q_tesp02

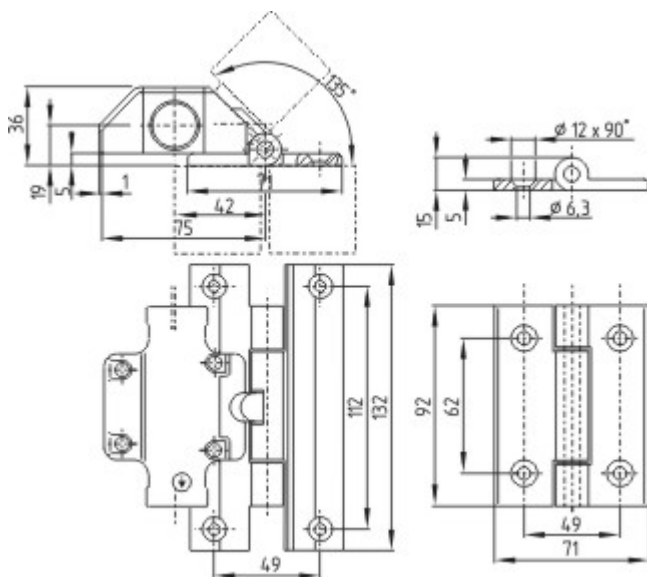
CCC certification (en) 762 kB, 02.08.2016

Code: q_tesp01

EAC certification (ru) 844 kB, 05.10.2015

Code: q_6037p17_ru

Images



Dimensional drawing (basic component)

System components

Accessories



101028411 - additional hinge TES/S/45
