

## Datasheet - T2F 232-11/11

Foot switch / 2F 232



Preferred typ



(Minor differences between the printed image and the original product may exist!)


- Metal enclosure
- 2 contacts per pedal
- double-pedal type
- 2 cable entries M 25 x 1.5
- High level of stability
- Low operating height of pedal

### Ordering details


Product type description	T2F 232-11/11
Article number	101181578
EAN Code	4030661326436
eCl@ss	27-37-12-18

### Approval

Approval



### Global Properties

Permanent light	2F 232
Standards	EN 60947-5-1, DIN VDE 0660-200, BG-GS-ET-15
Compliance with the Directives (Y/N) 	Yes
Suitable for safety functions (Y/N)	No
Materials	
- Material of the housings	Aluminium
- Material of the cover	Aluminium
- Material of the protective shield	Aluminium
- Material of the pedal	Plastic, glass-fibre reinforced thermoplastic
Housing coating	powder-coated
Colouring	
- Enclosure color	RAL 9006 (White aluminum)
Weight	2100
with start/stop function (Y/N)	No
Suitable for EMERGENCY-OFF (Y/N)	No
Protection hood (Y/N)	No
3-phase actuation with pressure point (Y/N)	No

### Mechanical data

Design of electrical connection	Screw connection
---------------------------------	------------------

Cable section	
- Min. Cable section	
- Max. Cable section	1 x 2.5
Mechanical life	> 1.000.000 operations
notice	All indications about the cable section are including the conductor ferrules.
Latching (Y/N)	No
Probing possible (Y/N)	Yes
Locking (Y/N)	No

## Ambient conditions

---

Ambient temperature	
- Min. environmental temperature	-25
- Max. environmental temperature	+70
Protection type IP	IP65 to IEC/EN 60529

## Electrical data

---

Design of control element	Normally open contact (NO), Opener (NC)
Switching principle	Slow action
Number of shutters ( per pedal)	1
Number of openers ( per pedal)	1
Rated impulse withstand voltage	6
Rated insulation voltage	500
Thermal test current	10 A
Utilisation category	AC-15: 230 V / 4 A, DC-13: 24 V / 1 A
Max. fuse rating	6 A gG D-fuse

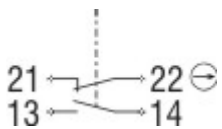
## Dimensions

---






Dimensions	
- Width	295
- Height	189
- Depth	274

## Diagram

---



Note Diagram

-  positive break NC contact
-  active
-  no active
-  Normally-open contact
-  Normally-closed contact

## Ordering code

---

(1)2F(2) 232-(3)-(4)

(1)

<b>T</b>	Slow action
<b>Z</b>	Snap action
<b>(2)</b>	
<i>without</i>	without Protective shield
<b>H</b>	with Protective shield
<b>(3)</b>	<b>per pedal:</b>
<b>11/11</b>	1 Normally open contact (NO) / 1 Opener (NC)
<b>02/02</b>	2 Opener (NC)
<b>20/20</b>	2 Normally open contact (NO)
<b>22/22</b>	2 Normally open contact (NO) / 2 Opener (NC)
<b>04/04</b>	4 Opener (NC)
<b>40/40</b>	4 Normally open contact (NO)
<b>(4)</b>	
<b>HD</b>	3-phase actuation with pressure point

## Documents

---

**Operating instructions and Declaration of conformity** (da) 259 kB, 07.08.2012

Code: mrl\_f232\_da

**Operating instructions and Declaration of conformity** (it) 736 kB, 04.08.2010

Code: mrl\_f232\_it

**Operating instructions and Declaration of conformity** (jp) 925 kB, 16.12.2010

Code: mrl\_f232\_jp

**Operating instructions and Declaration of conformity** (pl) 278 kB, 01.08.2014

Code: mrl\_f232\_pl

**Operating instructions and Declaration of conformity** (fr) 734 kB, 04.08.2010

Code: mrl\_f232\_fr

**Operating instructions and Declaration of conformity** (cs) 260 kB, 12.03.2012

Code: mrl\_f232\_cs

**Operating instructions and Declaration of conformity** (nl) 740 kB, 04.08.2010

Code: mrl\_f232\_nl

**Operating instructions and Declaration of conformity** (pt) 273 kB, 05.01.2015

Code: mrl\_f232\_pt

**Operating instructions and Declaration of conformity** (en) 319 kB, 15.12.2016

Code: mrl\_f232\_en

**Operating instructions and Declaration of conformity** (en) 488 kB, 11.05.2010

Code: mrl\_f232\_en

**Operating instructions and Declaration of conformity** (de) 324 kB, 15.12.2016

Code: mrl\_f232\_de

**Operating instructions and Declaration of conformity** (es) 728 kB, 04.08.2010

Code: mrl\_f232\_es

**CCC certification** (en) 975 kB, 24.05.2016

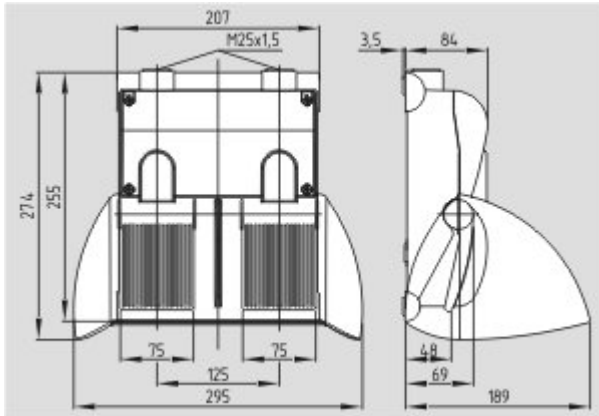
Code: q\_455p02

CCC certification (cn) 948 kB, 24.05.2016

Code: q\_455p03

## Images

---



Dimensional drawing (basic component)

---

K.A. Schmersal GmbH & Co. KG, Möddinghofe 30, D-42279 Wuppertal

The data and values have been checked thoroughly. Technical modifications and errors excepted.

Generiert am 13.02.2019 - 13:01:20h Kasbase 3.3.0.F.64l