

## Datasheet - RSS21S2

Command and signalling devices / Push buttons and pilot lights - "R" Program / RSS/RST -  
Key-Selector switch



(Minor differences between the printed image and the original product may exist!)

### Ordering details

Product type description	RSS21S2
Article number	101195362
EAN Code	
eCl@ss	27-37-12-13

### Approval

Approval



### Global Properties

Permanent light	RSS - Schlüssel Wahlschalter
Standards	IEC/EN 60947-1, EN 60947-5-1
Compliance with the Directives (Y/N)	No
Suitable for safety functions (Y/N)	No
Mounting	mounting flange
Mounting position	arbitrarily
Materials	
- Material of the front ring	Aluminium
- Material of the cylinder lock	Steel
Design	Key - Selector switch - Front plate mounting
Form	

Color	
- Colour of the front ring	Silver
- Colour of the cylinder lock	Silver
Weight	100
Can be illuminated (Y/N)	No
Closure	EKM30

### Mechanical data

---

Mechanical life	300.000 operations
Number of switch positions	2
Latching (Y/N)	Yes
Unlocking type	Rotating unlatcher
Probing possible (Y/N)	No
Latching position	right
switching angle	right, 90
Number of plunger	1
Key withdrawal position	Position I
Front plate thickness	
- min. front plate thickness	1
- max. front plate thickness	6
Tightening torque for fixing screws	2

### Ambient conditions

---

Ambient temperature	
- Min. environmental temperature	0
- Max. environmental temperature	+75
Storage and transport temperature	
- Min. Storage and transport temperature	-
- Max. Storage and transport temperature	-
Fully insulated (Y/N)	Yes
Sealing type	membrane, lip seal, Form seals
Protection type IP	IP65

### LED switching conditions display

---

With integrated LED (Y/N)	No
---------------------------	----

### Dimensions

---

Dimensions	
Height with key	58
- Diameter total	39.5
Diameter of the front ring	39.5
diameters for the cylinder lock	22
Hole, diameter	22.3 + 0,4
Spacing	50 x 60

### notice

---

notice	Special closure on request
--------	----------------------------

### Included in delivery

---

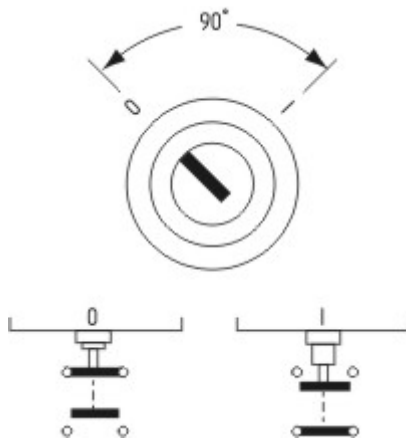
## 2 Key

Mounting flange RLM (1188815) is included in delivery






Fastening flange (RLM) consisting of: mounting flange and contact carrier with contact fuses and 2 plunger segments

## Diagram

---



Note Diagram

-  positive break NC contact
-  active
-  no active
-  Normally-open contact
-  Normally-closed contact

## Documents

---

**Operating instructions and Declaration of conformity (it)** 2 MB, 14.06.2017

Code: mrl\_programme-e-n-r\_it

**Operating instructions and Declaration of conformity (en)** 1 MB, 06.11.2018

Code: mrl\_programme-e-n-r\_en

**Operating instructions and Declaration of conformity (pl)** 2 MB, 12.10.2017

Code: mrl\_programme-e-n-r\_pl

**Operating instructions and Declaration of conformity (jp)** 2 MB, 28.06.2017

Code: mrl\_programme-e-n-r\_jp

**Operating instructions and Declaration of conformity (pt)** 2 MB, 31.05.2017

Code: mrl\_programme-e-n-r\_pt

**Operating instructions and Declaration of conformity (de)** 1 MB, 06.11.2018

Code: mrl\_programme-e-n-r\_de

**Operating instructions and Declaration of conformity (es)** 1 MB, 05.12.2018

Code: mrl\_programme-e-n-r\_es

**Operating instructions and Declaration of conformity (nl)** 1 MB, 05.12.2018

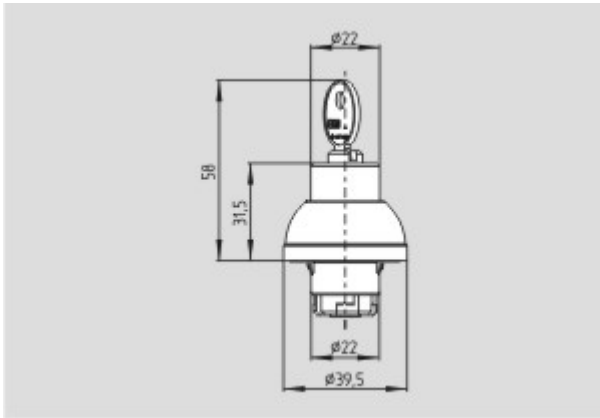
Code: mrl\_programme-e-n-r\_nl

**Operating instructions and Declaration of conformity (fr)** 1 MB, 05.12.2018

Code: mrl\_programme-e-n-r\_fr

## Images

---



Dimensional drawing (basic component)

---

## System components

---

### contact element



### contact element RF

- Screw connection
- 1-2 (Contact labelling)

### spare part



101188815 - RLM

---