

Solenoid interlock / AZM190



- Thermoplastic enclosure
- Long life
- Interlock with protection against incorrect locking.
- 89 mm x 178 mm x 41 mm
- Actuating head can be repositioned by 4 x 90°
- 2 cable entries M 20 x 1.5
- Wiring compartment
- Slim design, particularly suitable for fitting on hinged doors, aluminium profiles and fencing
- Sealing mechanism to prevent the ingress of dirt
- Cut clamp termination
- Manual release

Ordering details

Product type description	AZM190-02/10RK-24VDC
Article number	101029960
EAN Code	4030661446042
<i>Replaced article number 101155612</i>	
eCl@ss	27-27-26-03


Approval

Approval		BSI
		UL
		CCC

Classification

Standards	EN ISO 13849-1
B10d Normally-closed contact (NC)	2.000.000
B10d Normally open contact (NO)	1.000.000
Mission time	20 Years
notice	$MTTF_d = \frac{B_{10d}}{0,1 \times n_{op}}$ $n_{op} = \frac{d_{ap} \times h_{op} \times 3600 \text{ s/h}}{t_{cycle}}$

Global Properties

Permanent light	AZM190
Standards	EN 60947-5-1, BG-GS-ET-19
Compliance with the Directives (Y/N) 	Yes
Number of actuating directions	4
Active principle	electromechanical
Duty cycle ED	Magnet 100 %
Materials	
- Material of the housings	Plastic, glass-fibre reinforced thermoplastic
- Material of the contacts	Silver
Housing coating	None
Weight	480

Mechanical data

Connection type	Screw connection
Cable section	
- Min. Cable section	1 x 0,5 mm²
- Max. Cable section	1 x 1.5 mm²
Mechanical life	2.000.000 operations
notice	All indications about the cable section are including the conductor ferrules.
Emergency unlocking device (Y/N)	No
Manual release (Y/N)	Yes
- front	
Emergency release (Y/N)	No
Latching force	20 N
Positive break force	20 N
positive break travel	2 x 3.5 mm
Clamping force F	1950 N

Ambient conditions

Ambient temperature	
- Min. environmental temperature	0 °C
- Max. environmental temperature	+50 °C
Protection class	IP67 to IEC/EN 60529

Electrical data

Design of control element	, Normally open contact (NO) Opener (NC)
Switching principle	Creep circuit element
Number of auxiliary contacts	1
Number of safety contacts	2
Power to unlock	Yes
Power to lock	No
Rated control voltage U _s	24 VDC
Power consumption	max. 8.5 W
Power consumption	max. 8.5 W
Rated impulse withstand voltage U _{imp}	4 kV
Rated insulation voltage U _i	250 V
Thermal test current I _{the}	4 A
Utilisation category	AC-15: 230 V / 4 A,

4 A gG D-fuse to DIN EN 60269-1

ATEX

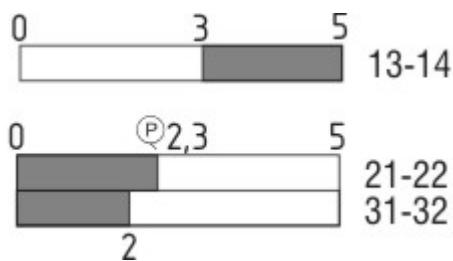
Miscellaneous data

Dimensions

notice

Diagram





Notes Switch travel diagram

- Contact closed
- Contact open
- Setting range
- Break point
- Positive opening sequence/- angle
- VS** adjustable range of NO contact
- VÖ** adjustable range of NC contact
- N** after travel

Ordering code

AZM190-(1)RK(2)(3)-(4)-(5)

(1)

02/01	Magnet: 2 Opener (NC); Actuator: 1 Opener (NC)
02/02	Magnet: 2 Opener (NC); Actuator 2 Opener (NC)
02/10	Magnet: 2 Opener (NC); Actuator: 1 Normally open contact (NO)
02/11	Magnet: 2 Opener (NC); Actuator: 1 Opener (NC) / 1 Normally open contact (NO)
11/01	Magnet: 1 Opener (NC) / 1 Normally open contact (NO); Actuator: 1 Opener (NC)
11/02	Magnet: 1 Opener (NC) / 1 Normally open contact (NO); Actuator: 2 Opener (NC)
11/10	Magnet: 1 Opener (NC) / 1 Normally open contact (NO); Actuator: 1 Normally open contact (NO)
11/11	Magnet: 1 Opener (NC) / 1 Normally open contact (NO); Actuator: 1 Opener (NC) / 1 Normally open contact (NO)

(2)

<i>without</i>	Power to unlock
A	Power to lock

(3)

<i>without</i>	With Manual release cover-side
E0	Without Manual release
E1	With Manual release lateral (right)
N	Emergency release
T	Emergency unlocking device

(4)

<i>without</i>	Without LED switching conditions display
G	With LED switching conditions display (Only for 24 VAC/DC; not combinable in combination with -E1 und -T)

(5)

24VAC	U _s : 24 VAC
24VDC	U _s : 24 VDC
48VAC	U _s : 48 VAC
110VAC	U _s : 110 VAC
230VAC	U _s : 230 VAC

Documents

Operating instructions and Declaration of conformity (it) 470 kB, 15.04.2016

Code: mrl_azm190_it

Operating instructions and Declaration of conformity (jp) 576 kB, 19.05.2017

Code: mrl_azm190_jp

Operating instructions and Declaration of conformity (fr) 474 kB, 27.04.2016

Code: mrl_azm190_fr

Operating instructions and Declaration of conformity (pl) 509 kB, 19.04.2016

Code: mrl_azm190_pl

Operating instructions and Declaration of conformity (en) 470 kB, 14.03.2016

Code: mrl_azm190_en

Operating instructions and Declaration of conformity (cn) 553 kB, 01.06.2017

Code: mrl_azm190_cn

Operating instructions and Declaration of conformity (nl) 506 kB, 30.07.2018

Code: mrl_azm190_nl

Operating instructions and Declaration of conformity (pt) 474 kB, 17.02.2017

Code: mrl_azm190_pt

Operating instructions and Declaration of conformity (es) 472 kB, 06.04.2016

Code: mrl_azm190_es

Operating instructions and Declaration of conformity (de) 472 kB, 14.03.2016

Code: mrl_azm190_de

BG-test certificate (en) 166 kB, 27.02.2014

Code: z_m19p02

BG-test certificate (de) 169 kB, 27.02.2014

Code: z_m19p01

CCC certification (cn) 872 kB, 16.08.2016

Code: q_azmp07

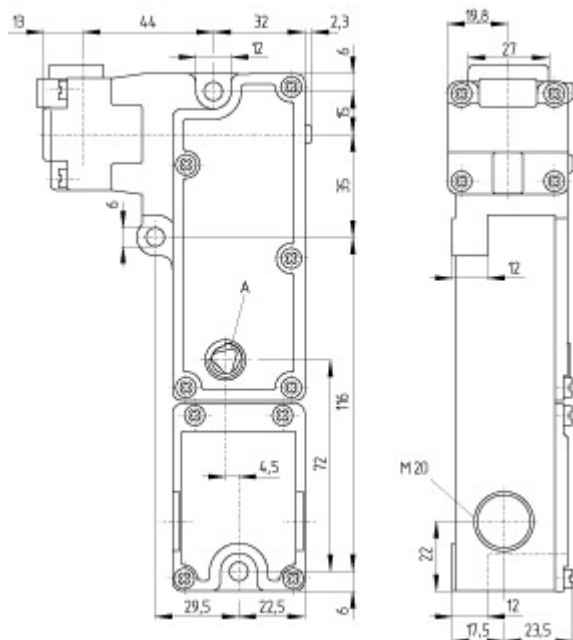
CCC certification (en) 896 kB, 16.08.2016

Code: q_azmp06

EAC certification (ru) 809 kB, 05.10.2015

Code: q_6040p17_ru

Images



Dimensional drawing (basic component)

System components

Actuator



101029965 - AZM190-B1

- Compensation for tolerances by means of rubber buffers



101029967 - AZM190-B3/1X15



101029968 - AZM190-B3/1X7,5



101029938 - AZM190-B3/2X15

- For very small actuating radii in line with or at 90° to the plane of the actuator

101029966 - AZM190-B5

- Particularly suitable for front mounting e.g. on hinged guards



103009445 - AZM190-B3V/15

- Especially for aluminium profiles



103009443 - AZM190-B3V/2X15

- For very small actuating radii in line with or at 90° to the plane of the actuator
- Especially for aluminium profiles



103009444 - AZM190-B3V/7,5

- Especially for aluminium profiles



Accessories**101029969 - MP190 MOUNTING PLATE**

- For simple mounting of an AZM190 on profile systems



101028565 - TRIANGULAR KEY TZ-75

- For manual release
- angled triangular key



103009486 - MP190-V MOUNTING PLATE

- Mounting of the solenoid interlock and mounting plate on the inside for right-hinged doors

103009487 - MP190-VD MOUNTING PLATE

- Mounting of the solenoid interlock and mounting plate on the inside for left-hinged doors



K.A. Schmersal GmbH & Co. KG, Möddinghofe 30, D-42279 Wuppertal

The data and values have been checked thoroughly. Technical modifications and errors excepted.

Generiert am 13.02.2019 - 14:49:10h Kasbase 3.3.0.F.64I