

## Datasheet - NDTBL

Command and signalling devices / Push buttons and pilot lights - "N" Program / NDT - Push button



(Minor differences between the printed image and the original product may exist!)

### Ordering details

Product type description	NDTBL
Article number	101163557
EAN Code	4250116200054
eCl@ss	27-37-12-13



### Approval

Approval



### Global Properties

Permanent light	NDT - Push button
Standards	IEC/EN 60947-1, EN 60947-5-1
Compliance with the Directives (Y/N)	No
Suitable for safety functions (Y/N)	No
Mounting	mounting flange EFM
Materials	
- Material of the operators	ABS
- Material of the front ring	ABS, Chromium-plated
Design	Embeddable button - Front plate mounting
Form	Round
Color	

- Colour of the operating element	 Blue
- Colour of the bellows	 White
- Colour of the front ring	 Silver
Weight	25
Manner of using	
Can be illuminated (Y/N)	No

## Mechanical data

---

Actuating stroke	5
Latching (Y/N)	No
Unlocking type	without
Probing possible (Y/N)	Yes
mounting flange available (Y/N)	Yes
Front plate thickness	
- min. front plate thickness	1.5
- max. front plate thickness	6
Tightening torque for fixing screws	0,6

## Ambient conditions

---

Ambient temperature	
- Min. environmental temperature	-25
- Max. environmental temperature	+80
Storage and transport temperature	
- Min. Storage and transport temperature	-
- Max. Storage and transport temperature	-
Fully insulated (Y/N)	Yes
Sealing type	membrane, lip seal
Protection type IP	IP67, IP69K

## LED switching conditions display

---

With integrated LED (Y/N)	No
---------------------------	----

## Dimensions

---

Dimensions	
- Height	11 mm
- diameters for the actuating heads	Ø 44.5
- Hole, diameter	22.3 + 0,4
Spacing	50 x 50

## Documents

---

**Operating instructions and Declaration of conformity (it)** 2 MB, 14.06.2017

Code: mrl\_programme-e-n-r\_it

**Operating instructions and Declaration of conformity (en)** 1 MB, 06.11.2018

Code: mrl\_programme-e-n-r\_en

**Operating instructions and Declaration of conformity (pl)** 2 MB, 12.10.2017

Code: mrl\_programme-e-n-r\_pl

**Operating instructions and Declaration of conformity** (jp) 2 MB, 28.06.2017  
Code: mrl\_programme-e-n-r\_jp

**Operating instructions and Declaration of conformity** (pt) 2 MB, 31.05.2017  
Code: mrl\_programme-e-n-r\_pt

**Operating instructions and Declaration of conformity** (de) 1 MB, 06.11.2018  
Code: mrl\_programme-e-n-r\_de

**Operating instructions and Declaration of conformity** (es) 1 MB, 05.12.2018  
Code: mrl\_programme-e-n-r\_es

**Operating instructions and Declaration of conformity** (nl) 1 MB, 05.12.2018  
Code: mrl\_programme-e-n-r\_nl

**Operating instructions and Declaration of conformity** (fr) 1 MB, 05.12.2018  
Code: mrl\_programme-e-n-r\_fr

**Operating instructions and Declaration of conformity** (cn) 2 MB, 21.06.2017  
Code: mrl\_programme-e-n-r\_cn

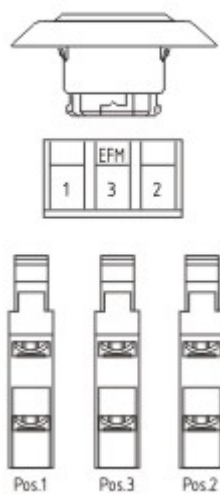
**BG-test certificate** (de, en, fr) 174 kB, 31.07.2014  
Code: z\_ndrp01

**IPA Data** (en) 248 kB, 09.11.2012  
Code: i\_ipap02

**IPA Data** (de) 255 kB, 05.09.2014  
Code: i\_ipap01

Images

---



Application

---

System components

---

Accessories



101014388 - EFM

---

**NSK - Protective collar against unintentional contact**

- for pushbuttons and illuminated pushbuttons



---

**contact element**



**contact element EF - (N)**

- Flat plug-in connector
- Mounting flange position 2
- 21-22 (Contact labelling)

---

K.A. Schmersal GmbH & Co. KG, Möddinghofe 30, D-42279 Wuppertal

The data and values have been checked thoroughly. Technical modifications and errors excepted.

Generiert am 13.02.2019 - 12:53:50h Kasbase 3.3.0.F.64I