

Datasheet - AZM300Z-ST-AS-P-N

AS interface safety at work / Safety switchgear / Solenoid interlock / AZM300-AS



- Solenoid interlock with integrated AS-i Safety Interface
- Universal repeatedly teachable or individual coding because of the RFID technology
- I-variants with coding level HIGH to ISO 14119
- High protection class IP69K
- 2 integrated snap-in stages
- Thermoplastic enclosure
- Universal coding with RFID technology
- Suitable for hinged and sliding guards
- 3 different directions of actuation
- Guard locking monitored
- Power to unlock
- Emergency release
- Solenoid supply 24 (Aux)


(Minor differences between the printed image and the original product may exist!)

Ordering details

Product type description	AZM300Z-ST-AS-P-N
Article number	103009478
EAN Code	
eCl@ss	27-27-26-03

Approval


Approval



Classification

Standards	EN ISO 13849-1, IEC 61508
PL	e
Control category	4
PFH	$4.0 \times 10^{-10} / h$
PFD value	7.0×10^{-5}
SIL	up 3
Mission time	20 Years


Global Properties

Permanent light	AZM300-AS
Standards	EN 60947-5-1, ISO 14119, EN ISO 13849-1, IEC 61508, EN 50295
Compliance with the Directives (Y/N) 	Yes
Suitable for safety functions (Y/N)	Yes
Number of actuating directions	3
Active principle	RFID
Coding levels according to ISO 14119	low
Coding	Universal Coding
Duty cycle	Magnet 100
Materials	
- Material of the housings	Plastic, glass-fibre reinforced thermoplastic
Housing coating	None
Weight	580
Guard locking monitored (Y/N)	Yes
Actuator monitored (Y/N)	No
Reaction time	≤ 120
Duration of risk	≤ 200
Time to readiness	≤ 5 s
Recommended actuator	AZ/AZM300-B1

Mechanical data

Design of electrical connection	connector plug M12, 4-pole, A-Coding
Mechanical life	≥ 1.000.000 operations
notice - Mechanical life (when used as door stop)	≥ 50.000 operations for guards ≤ 5 kg; actuating speed ≤ 0,5 m/s
Switch distance	2
- Ensured switch distance ON	1
- Ensured switch distance OFF	20
restistance to shock	30 / 11
Resistance to vibration	10 ... 150 HZ, Amplitude 0,35 mm
Emergency unlocking device (Y/N)	No
Manual release (Y/N)	No
Emergency release (Y/N)	Yes
Latching (Y/N)	Yes
Latching force	25 / 50
Clamping force F	1150 N
fixing screws	2 x M6
- tightening torque	1.8
Actuator and interlock misalignment	≤ 2

Ambient conditions

Ambient temperature	
- Min. environmental temperature	0
- Max. environmental temperature	+60
Storage and transport temperature	
- Min. Storage and transport temperature	-10
- Max. Storage and transport temperature	+90
Protection class	IP66, IP67 to IEC/EN 60529 IP69K to DIN 40050-9
Protection rating	II 
Air clearances and creepage distances To IEC/EN 60664-1	

- Rated impulse withstand voltage	0,8
- Rated insulation voltage	32
- Overvoltage category	III
- Degree of pollution	3

Electrical data

Power to unlock	Yes
Power to lock	No

Electrical data - AS interface

AS-i Supply voltage	18.0 ... 31.6 , Protection against polarity reversal
AS-i operating current	≤ 100
AS-i Device insulation	internally short-circuit proof
AS-i Specification	Safety Slave
- version	V 3.0
- Profile	S-7.B.F.E
AS-i Inputs	
- Channel 1	Data bits DI 0/DI 1= dynamic code transmission
- Channel 2	Data bits DI 2/DI 3= dynamic code transmission
AS-i Outputs	
- DO 0	Solenoid control
- DO 1	not used
- DO 2	not used
- DO 3	not used
AS-i Parameter bits	
- P0	safety guard closed and can be locked
- P1	Solenoid interlock locked
- P2	Auxiliary voltage in
- P3	device error (FID)
AS-i input module address	0
- Default on address 0, programmable via the AS-Interface Master or Hand-held programming device	
notice	Set the parameter outputs to "1111" (0xF) FID: periphery error

Electrical data - Auxiliary voltage (Aux)

Supply voltage	24 (-15 / +10), stabilised PELV
Operating current	≤ 300
Device insulation	≤ 4 A (if used in accordance with UL 508)

LED switching conditions display

LED switching conditions display (Y/N)	Yes
AS-i LED switching conditions display	
(1) green/red LED (AS-i duo LED)	Supply voltage / Communication error / slave address = 0 / periphery error detected / Device fault detected / Tamper protection activated
(2) yellow LED	Device status (Enabling status)
(3) red LED	device error

ATEX

Explosion protection categories for gases	None
---	------

Explosion protected category for dusts

None

Dimensions

Dimensions of the sensor

- Width of sensor	87.4
- Height of sensor	128.5
- Length of sensor	55

Documents

Operating instructions and Declaration of conformity (fr) 1 MB, 24.10.2018

Code: mrl_azm300as_fr

Operating instructions and Declaration of conformity (nl) 1 MB, 10.10.2018

Code: mrl_azm300as_nl

Operating instructions and Declaration of conformity (cn) 1 MB, 22.11.2018

Code: mrl_azm300as_cn

Operating instructions and Declaration of conformity (en) 1 MB, 09.08.2018

Code: mrl_azm300as_en

Operating instructions and Declaration of conformity (it) 1 MB, 12.09.2017

Code: mrl_azm300as_it

Operating instructions and Declaration of conformity (pt) 1 MB, 23.08.2018

Code: mrl_azm300as_pt

Operating instructions and Declaration of conformity (es) 1 MB, 23.08.2018

Code: mrl_azm300as_es

Operating instructions and Declaration of conformity (de) 1 MB, 09.08.2018

Code: mrl_azm300as_de

Operating instructions and Declaration of conformity (pl) 1 MB, 26.11.2018

Code: mrl_azm300as_pl

TÜV certification (de, en) 761 kB, 17.09.2018

Code: z_azmp05

Images

K.A. Schmersal GmbH & Co. KG, Möddinghofe 30, D-42279 Wuppertal

The data and values have been checked thoroughly. Technical modifications and errors excepted.

Generiert am 13.02.2019 - 12:45:29h Kasbase 3.3.0.F.64l