

Datasheet - ZQ 700-11

Pull-wire emergency stop switches / ZQ 700



Preferred typ



- Thermoplastic enclosure
- one-side operation / wire up to 10 m long
- Release push button
- Position indicator
- Large wiring compartment
- Twisting of towing eye not possible
- wire pull and breakage detection
- One tension force for cable lengths up to 10 m
- 1 Cable entry M 20 x 1.5

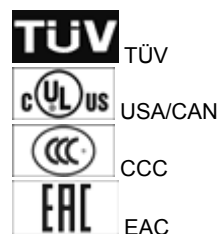
(Minor differences between the printed image and the original product may exist!)

Ordering details

Product type description	ZQ 700-11
Article number	101192476
EAN Code	4030661352664
eCl@ss	27-37-12-90

Approval


Approval



Classification

Standards	EN ISO 13849-1
B10d Normally-closed contact (NC)	100.000
Mission time	20 Years
notice	$MTTF_d = \frac{B_{10d}}{0,1 \times n_{op}}$ $n_{op} = \frac{d_{op} \times h_{op} \times 3600 \text{ s/h}}{t_{cycle}}$

Global Properties

Permanent light	ZQ 700
Standards	IEC/EN 60947-5-1, IEC/EN 60947-5-5, EN ISO 13850
Compliance with the Directives (Y/N) 	Yes
Materials	
- Material of the housings	Plastic, thermoplastic
- Material of the cover	Plastic, thermoplastic
- Material of the contacts	Silver
Weight	215
Emergency-Stop button (Y/N)	No

Mechanical data

Design of electrical connection	Screw connection
Cable section	
- Min. Cable section	0,75 mm ²
- Max. Cable section	2.5 mm ²
Mechanical life	> 1.000.000 operations
notice	All indications about the cable section are including the conductor ferrules.
Length of wire	max. 10 m

Ambient conditions

Ambient temperature	
- Min. environmental temperature	-25 °C
- Max. environmental temperature	+70 °C
Protection class	IP67 to IEC/EN 60529

Electrical data

Design of control element	Normally open contact (NO), Opener (NC)
Switching principle	Snap switch element
Number of auxiliary contacts	1
Number of safety contacts	1
Rated impulse withstand voltage U_{imp}	6 kV
Rated insulation voltage U_i	500 V
Thermal test current I_{the}	10 A
Utilisation category	AC-15: 230 V / 4 A, DC-13: 24 V / 4 A
Max. fuse rating	6 A gG D-fuse

Dimensions

Dimensions	
- Width	40.5 mm
- Height	160 mm
- Depth	50.9 mm

notice

At 2 bis 5 m distance intermediate wire supports are required, see accessories

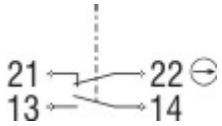
Recommended cable lengths for pull-wire Emergency-Stop switches in relation to the range of ambient temperature.

As the thimbles are subject to deformation in case of wire pull, the wire should be pulled several times after fitting. After that, the wire must be re-tensioned using the eyebolt or the tensioner.

Indication legend

- 1 = Wire rope
- 2 = Eyebolt
- nut 3 =
- 4 = Wire clamp
- 5 = Tensioning Jack
- Wire thimble 6 =
- shackle 7 =
- 8 = rope tensioner
- A = Position indicator
- B = reset button

Diagram



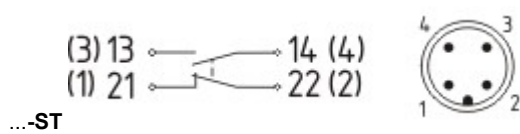
Note Diagram

- positive break NC contact
- active
- no active
- Normally-open contact
- Normally-closed contact

Ordering suffix

The applicable ordering suffix is added at the end of the part number of the safety switch.

Order example: ZQ 700-11-ST



...-ST

M12 connector with A-coding

Rated impulse withstand voltage U_{imp} : 4 kV

Rated insulation voltage U_i : 250 V

Rated operating voltage U_e : 230 V

Operating current I_e : 4 A

Caution! The versions with connector may only be used in PELV circuits to EN 60204-1.

...-2886

\$missingName\$ 200 N

Ordering code

ZQ 700-(1)-(2)

(1)

11

02

(2)

ST

1 Normally open contact (NO) / 1 Opener (NC)

2 Opener (NC)

M12 connector with A-coding

Documents

Operating instructions and Declaration of conformity (jp) 569 kB, 24.09.2018

Code: mrl_zq700_jp

Operating instructions and Declaration of conformity (cs) 505 kB, 19.06.2015

Code: mrl_zq700_cs

Operating instructions and Declaration of conformity (it) 469 kB, 24.09.2018

Code: mrl_zq700_it

Operating instructions and Declaration of conformity (fr) 473 kB, 24.09.2018

Code: mrl_zq700_fr

Operating instructions and Declaration of conformity (de) 452 kB, 24.09.2018

Code: mrl_zq700_de

Operating instructions and Declaration of conformity (nl) 490 kB, 24.09.2018

Code: mrl_zq700_nl

Operating instructions and Declaration of conformity (en) 466 kB, 24.09.2018

Code: mrl_zq700_en

Operating instructions and Declaration of conformity (pt) 469 kB, 24.09.2018

Code: mrl_zq700_pt

Operating instructions and Declaration of conformity (es) 934 kB, 09.12.2009

Code: mrl_zq700_es

Operating instructions and Declaration of conformity (es) 471 kB, 24.09.2018

Code: mrl_zq700_es

Operating instructions and Declaration of conformity (pl) 503 kB, 24.09.2018

Code: mrl_zq700_pl

TÜV certification (en, de) 727 kB, 24.02.2017

Code: z_tq7p02

TÜV certification (en, de) 727 kB, 24.02.2017

Code: z_tq7p01

TÜV certification (de, en) 727 kB, 24.02.2017

Code: z_tq7p03

CCC certification (en) 819 kB, 15.08.2016

Code: q_zq7p02

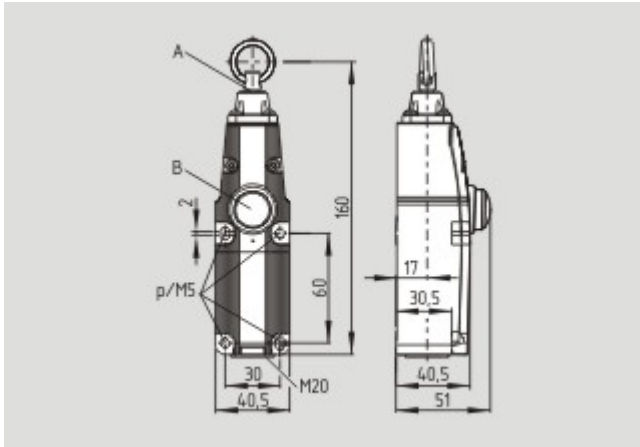
CCC certification (cn) 814 kB, 15.08.2016

Code: q_zq7p03

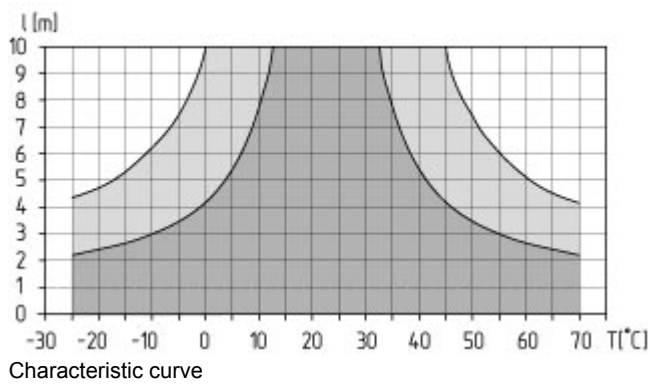
EAC certification (ru) 844 kB, 05.10.2015

Code: q_6037p17_ru

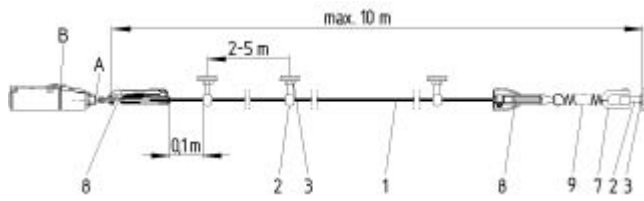
Images



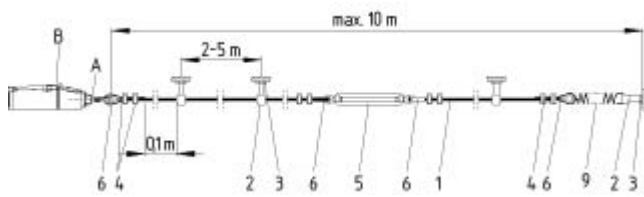
Dimensional drawing (basic component)



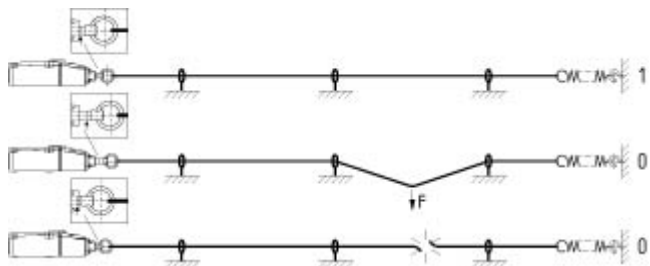
Characteristic curve



Application



Application



Application

System components

Accessories



101192471 - Eyebolt BM 8 x 70 NIRO



101084928 - Eyebolt BM 10 x 40



101203477 - Wire clamp 3 mm NIRO



101203478 - Wire clamp 5 mm NIRO



101190917 - Duplex wire clamp 3 mm NIRO

- for Wire rope Ø 3 mm



101196043 - Egg-shaped wire clamp GR 3

- for Wire rope Ø 3 mm



101203472 - WIRE THIMBLE 3 mm NIRO

- for Wire rope Ø 3 mm
- to DIN 6899

101203476 - WIRE THIMBLE 5 mm NIRO

- for Wire rope Ø 5 mm
- to DIN 6899



101192433 - PULLEY

- for Wire rope Ø 3 mm
- To guide the wire rope where the path is not a straight line



101087930 - TENSIONING JACK M6

- For exact adjustment of the tension of the wire rope
- to DIN 1480



103005863 - TENSION SPRING ACC-700-RZ173I

- To maintain the reaction force



101186490 - SHACKLE NIRO

- Shackle for fixing the wire rope to the eyebolt



101078670 - WIRE ROPE 5 mm

- With red PVC sheath
- Ø 5 mm total
- Steel core Ø 3 mm
- Quantity: Meter



103003628 - WIRE UNIT COMPLETE 5 m

- Ready-to-fit
- With red PVC sheath



103003629 - WIRE UNIT COMPLETE 10 m

- Ready-to-fit
- With red PVC sheath





101186704 - rope tensioner S 900

- Smooth adjustment
 - Only one tool
 - Antiskid
 - Time-saving
 - Ergonomic
 - No risk of injury
-



103003510 - MP ZQ/TQ700-71

- Mounting plate set for ZQ 700 / TQ 700
-



103006013 - ACC-CGLD-M20-P

- cable gland M20
 - Plastic
-

K.A. Schmersal GmbH & Co. KG, Möddinghofe 30, D-42279 Wuppertal

The data and values have been checked thoroughly. Technical modifications and errors excepted.

Generiert am 13.02.2019 - 14:13:56h Kasbase 3.3.0.F.64I