


Datasheet - AZ 15 ZVRK

Safety switch with separate actuator / AZ 15

☒ Preferred typ



(Minor differences between the printed image and the original product may exist!)


- Thermoplastic enclosure
- Double-insulated 
- Long life
- 52 mm x 75 mm x 30 mm
- Multiple coding
- Large wiring compartment
- High level of contact reliability with low voltages and currents
- Slotted holes for adjustment, circular holes for location
- Insensitive to soiling
- 3 cable entries M 16 x 1.5

Ordering details

Product type description	AZ 15 ZVRK
Article number	101153619
EAN Code	4030661169354
eCl@ss	27-27-26-02

Approval


Approval



Classification

Standards	EN ISO 13849-1
B10d Normally-closed contact (NC)	2.000.000
Mission time	20 Years
notice	$MTTF_d = \frac{B_{10d}}{0,1 \times n_{op}}$ $n_{op} = \frac{d_{op} \times h_{op} \times 3600 \text{ s/h}}{t_{cycle}}$

Global Properties

Permanent light	AZ 15
Standards	EN 60947-5-1, BG-GS-ET-15
Compliance with the Directives (Y/N) 	Yes
suitable for elevators (Y/N)	Yes
Materials	
- Material of the housings	Plastic,, glass-fibre reinforced thermoplastic self-extinguishing
- Material of the contacts	Silver
Housing coating	None
Weight	100

Mechanical data

Design of electrical connection	Screw connection
Cable section	
- Min. Cable section	0,75
- Max. Cable section	2.5
Mechanical life	> 1.000.000 operations
notice	All indications about the cable section are including the conductor ferrules.
higher Latching force (Y/N)	Yes
Latching force	30
With ejection force (Y/N)	No
Positive break force	10 N
positive break travel	8 mm
Actuating speed	max. 2 m/s

Ambient conditions

Ambient temperature	
- Min. environmental temperature	-30 °C
- Max. environmental temperature	+80 °C
Protection class	IP67 to IEC/EN 60529

Electrical data

Design of control element	Opener (NC)
Switching principle	Creep circuit element
Number of auxiliary contacts	0
Number of safety contacts	1
Rated impulse withstand voltage U _{imp}	6 kV
Rated insulation voltage U _i	500 V
Thermal test current I _{the}	10 A
Utilisation category	AC-15: 230 V / 4 A, DC-13: 24 V / 4 A
Max. fuse rating	6 A gG D-fuse

ATEX

Explosion protection categories for gases	None
Explosion protected category for dusts	None

Dimensions

Dimensions of the sensor

- Width of sensor	52 mm
- Height of sensor	75 mm
- Length of sensor	30 mm

Included in delivery

Actuators must be ordered separately.

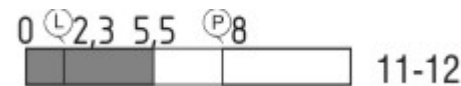
Diagram



Note Diagram

- positive break NC contact
- active
- no active
- Normally-open contact
- Normally-closed contact

Switch travel diagram



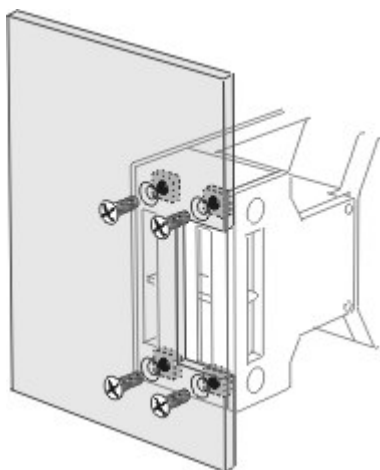
Notes Switch travel diagram

- Contact closed
- Contact open
- Setting range
- Break point
- Positive opening sequence/- angle
- VS** adjustable range of NO contact
- VÖ** adjustable range of NC contact
- N** after travel

Ordering suffix

The applicable ordering suffix is added at the end of the part number of the safety switch.
Order example: AZ 15 ZVRK-**2254**

.... -2254	Latching force 5 N
.... -1637	0,3 µm gold-plated contacts



....-1762

Versions with M5 nuts
For front mounting of safety switch, e.g. on sheet-steel covers
Cannot be retrofitted

Documents

Operating instructions and Declaration of conformity (br) 290 kB, 18.12.2018

Code: ACE_mrl_az15-16_br

Operating instructions and Declaration of conformity (pt) 433 kB, 25.05.2010

Code: mrl_az15-16_pt

Operating instructions and Declaration of conformity (pt) 287 kB, 08.07.2016

Code: mrl_az15-16_pt

Operating instructions and Declaration of conformity (de) 267 kB, 04.03.2016

Code: mrl_az15-16_de

Operating instructions and Declaration of conformity (fr) 284 kB, 27.04.2016

Code: mrl_az15-16_fr

Operating instructions and Declaration of conformity (jp) 564 kB, 23.08.2016

Code: mrl_az15-16_jp

Operating instructions and Declaration of conformity (es) 281 kB, 09.03.2016

Code: mrl_az15-16_es

Operating instructions and Declaration of conformity (en) 283 kB, 04.03.2016

Code: mrl_az15-16_en

Operating instructions and Declaration of conformity (nl) 314 kB, 02.07.2018

Code: mrl_az15-16_nl

Operating instructions and Declaration of conformity (it) 275 kB, 15.04.2016

Code: mrl_az15-16_it

BG-test certificate (en) 135 kB, 18.11.2014

Code: z_z15p02

BG-test certificate (de) 138 kB, 18.11.2014

Code: z_z15p01

CCC certification (cn) 3 MB, 18.10.2017

Code: q_175p03

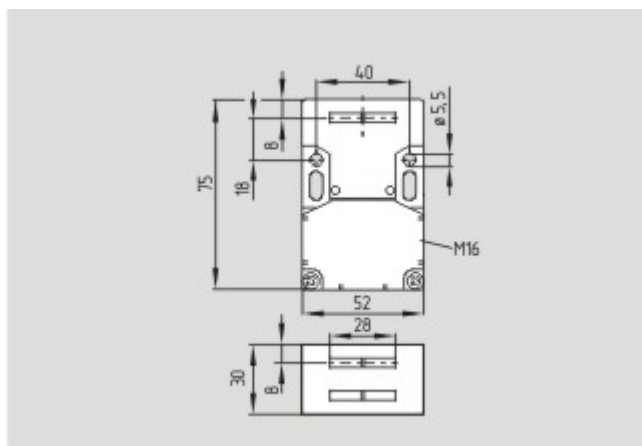
CCC certification (en) 3 MB, 29.08.2017

Code: q_175p02

EAC certification (ru) 844 kB, 05.10.2015

Code: q_6037p17_ru

Images



Dimensional drawing (basic component)

K.A. Schmersal GmbH & Co. KG, Möddinghofe 30, D-42279 Wuppertal

The data and values have been checked thoroughly. Technical modifications and errors excepted.

Generiert am 13.02.2019 - 14:35:19h Kasbase 3.3.0.F.64l