


Datasheet - IFL 10-200L-11P

Inductive proximity switch / Housing construction form: cylinder smooth / IFL Ø 20 mm



- Design Ø 20 mm
- Thermoplastic enclosure
- DC 4-wire
- Long design
- Double-insulated 

(Minor differences between the printed image and the original product may exist!)

Ordering details

Product type description	IFL 10-200L-11P
Article number	101126738
EAN Code	4030661050652
eCl@ss	27-27-01-01

Approval

Approval



CCC

Global Properties

Permanent light	IFL - Ø 20 mm
Standards	IEC/EN 60947-5-2; DIN VDE 0660-208
Compliance with the Directives (Y/N) 	Yes
Operating resource protection class	Protection class 2
Materials	
- Material of the housings	Plastic
- Material of the cable mantle	Plastic
- Material of the active surface	Plastic
- Material of the terminal fixing	Plastic
Housing coating	None
Housing construction form	cylinder smooth

Weight 126

Mechanical data

Design of electrical connection	Cable
Cable length	2
Conductor with strain relief	No
Conductors	4 x 0,25
mechanical installation conditions	not flush
Switch distance S_n	10 mm
Reduction factor 1 met (Y/N)	No
Protection circuit	inductive interference protection, Protection against polarity reversal
Pressure resistant (Y/N)	No

Ambient conditions

Ambient temperature	
- Min. environmental temperature	-25
- Max. environmental temperature	+70
Protection class	IP67 to IEC/EN 60529

Electrical data

Design of control element	Normally open contact (NO) and Opener (NC) (antivalent)
Number of wire	4
Voltage type	DC, direct current
Supply voltage U_B	
- Min. supply voltage	10
- Max. supply voltage	60
Switch frequency	approx. 350 HZ
Voltage drop U_d	approx. 1.5 V (400 mA)
Operating current I_e	400 mA
No-load current I_0	approx. 5.5 mA (24 V)

Outputs

Design of control output	PNP
--------------------------	-----

LED switching conditions display

LED switching conditions display (Y/N)	Yes
- yellow LED	

ATEX

Explosion protection categories for gases	None
Explosion protected category for dusts	None

Dimensions

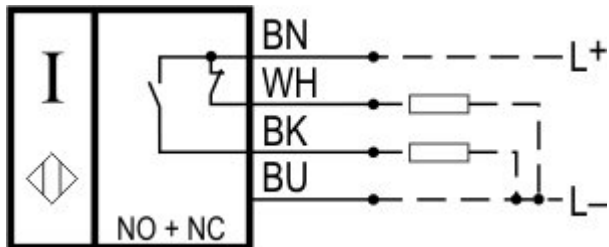
Dimensions of the sensor	
- Width of sensor	20
- Height of sensor	20

- Length of sensor	79
- Diameter of sensor	20 mm

notice

Clamp H 20 is included in delivery

Diagram



Note Diagram

- positive break NC contact
- active
- no active
- Normally-open contact
- Normally-closed contact

Ordering suffix

The applicable ordering suffix is added at the end of the part number of the safety switch.

Order example: IFL 10-200L-11P-**1665-1**

.... 1665-1	short-circuit and overload proof Operating current I_e : 300 mA Voltage drop U_d : approx. 1 V (300 mA)
--------------------	---

Ordering code

IFL (1)-(2)(3)-(4)(5)(6)

(1)	
10	Switch distance 10 mm
(2)	
200	cylinder smooth, Ø 20 mm, Plastic
(3)	
without	Included in standard version Design
L	Long design
(4)	
01	Opener (NC)
10	Normally open contact (NO)
11	Normally open contact (NO) / Opener (NC) antivalent
(5)	
without	Cable
ST	Connector
(6)	
without	AC, alternating current

Documents

Operating instructions (nl) 134 kB, 01.08.2018

Code: mrl_ifl-allgemein_nl

Operating instructions (en) 128 kB, 31.08.2016

Code: mrl_ifl-allgemein_en

Operating instructions (pl) 137 kB, 21.10.2016

Code: mrl_ifl-allgemein_pl

Operating instructions (pt) 109 kB, 06.04.2017

Code: mrl_ifl-allgemein_pt

Operating instructions (it) 108 kB, 21.10.2016

Code: mrl_ifl-allgemein_it

Operating instructions (es) 110 kB, 21.10.2016

Code: mrl_ifl-allgemein_es

Operating instructions (cn) 177 kB, 05.05.2017

Code: mrl_ifl-allgemein_cn

Operating instructions (de) 131 kB, 31.08.2016

Code: mrl_ifl-allgemein_de

Operating instructions (fr) 110 kB, 21.10.2016

Code: mrl_ifl-allgemein_fr

Declaration of conformity (en) 91 kB, 13.04.2017

Code: konfi_ifl_en

Declaration of conformity (de) 96 kB, 01.07.2016

Code: konfi_ifl_de

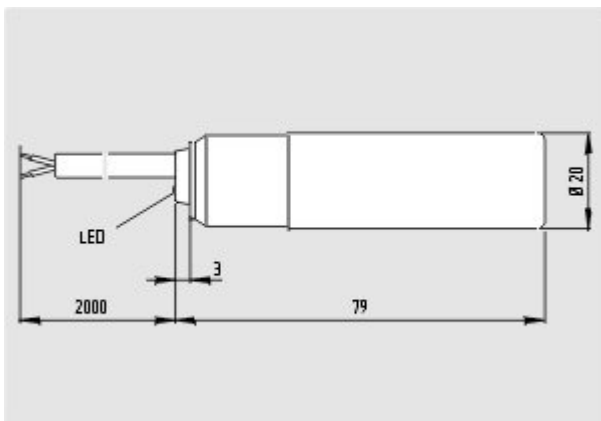
CCC certification (cn) 3 MB, 11.07.2018

Code: q_iflp03

CCC certification (en) 3 MB, 11.07.2018

Code: q_iflp02

Images



Dimensional drawing (basic component)

System components

Mounting accessories



101097871 - MOUNTING CLAMP H 20

- For a smooth fitting of the proximity switches with cylindric shape Ø 20 mm

K.A. Schmersal GmbH & Co. KG, Möddinghofe 30, D-42279 Wuppertal

The data and values have been checked thoroughly. Technical modifications and errors excepted.

Generiert am 13.02.2019 - 13:06:28h Kasbase 3.3.0.F.64l