

## Datasheet - TL 422-01Y

Position switch / medium heavy Position switch / T 422 / 422 Roller lever L



(Minor differences between the printed image and the original product may exist!)

- Metal enclosure
- 1 Contact
- 106 mm x 71 mm x 63 mm (basic component)
- Protection class IP65
- Actuator head can be repositioned in steps 4 x 90°
- Continuous adjustment of lever position 360°
- Lever can be transposed by 180°
- In temperature-resistant version, the roller can be mounted in two different positions on the shaft
- 2 cable entries M 20 x 1.5

### Ordering details


Product type description	TL 422-01Y
Article number	101168785
EAN Code	4030661224442
eCl@ss	27-27-06-01

### Approval

Approval



### Global Properties

Permanent light	422 Rollenschwenkhebel L
Standards	EN 60947-5-1
Compliance with the Directives (Y/N) 	Yes
Suitable for safety functions (Y/N)	No
Standard housing (Y/N)	No
Materials	
- Material of the housings	cast iron, galvanized
- Roller material	Plastic
- Material of the contacts	Silver
Housing coating	painted
Weight	1285

## Mechanical data

---

Design of electrical connection	Screw connection
Cable section	
- Min. Cable section	1.5
- Max. Cable section	2.5
AWG-Number	13
Active principle	mechanical
Mechanical life	10.000.000 operations
notice	All indications about the cable section are including the conductor ferrules.
Design of actuating element	Roller lever
Bounce duration	
Switchover time	
Contact opening	2 x 6
Actuating speed with vertical actuating angle to switch axis	
- Min. Actuating speed	1
- Max. Actuating speed	3
- Actuating angle from left of switch axis	30
- Actuating angle from right of switch axis	30

## Ambient conditions

---

Ambient temperature	
- Min. environmental temperature	-30
- Max. environmental temperature	+90
Protection class	IP65 to IEC/EN 60529

## Electrical data

---

Design of control element	Opener (NC)
- with double break	
Switching principle	Creep circuit element
- positive break NC contact 	
Number of shutters	0
Number of openers	1
Rated insulation voltage $U_i$	400 V
Thermal test current $I_{the}$	16 A
Utilisation category	AC-15: 400 V / 4 A
Max. fuse rating	16 A gG D-fuse

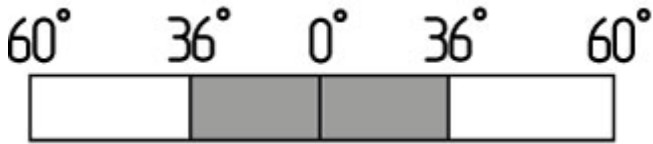
## Dimensions

---






Dimensions of the sensor	
- Width of sensor	106
- Height of sensor	164
- Length of sensor	63
Roller wide	9
Roller diameter	36

## Switch travel diagram

---



Notes Switch travel diagram

-  Contact closed
-  Contact open
-  Setting range
-  Break point
-  Positive opening sequence/- angle
- VS** adjustable range of NO contact
- VÖ** adjustable range of NC contact
- N** after travel

## Ordering suffix

---

The applicable ordering suffix is added at the end of the part number of the safety switch.

Order example: TL 422-01Y-T

...-T	Temperature-resistant and tropical version with ceramic insulation for -40°C ... +200°C Rated insulation voltage Ui: 500 V (Snap action)
...- 1276-2	gold-plated contacts
...-1801	Splined shaft and lever available with 10° tothing
...-RMS	Available with metal roller

## Ordering code

---

T(1) 422-(2)Y-(3)

(1)

S	Plunger S
2S	Telescopic plunger 2S
R	Roller plunger R
K	Offset roller lever K
J	Offset roller lever J
2C	Fork lever 2C
L	Roller lever L
D	Roller lever D

(2)

01	1 Opener (NC)
10	1 Normally open contact (NO)

(3)

T	Temperature-resistant and tropical version with ceramic insulation for -40°C ... +200°C
1276-2	gold-plated contacts

## Documents

---

**Operating instructions and Declaration of conformity** (nl) 95 kB, 20.07.2018

Code: mrlk\_posi-allgemein\_nl

**Operating instructions and Declaration of conformity** (ru) 133 kB, 09.07.2018

Code: mrlk\_posi-allgemein\_ru

**Operating instructions and Declaration of conformity** (es) 88 kB, 09.07.2018

Code: mrlk\_posi-allgemein\_es

**Operating instructions and Declaration of conformity** (en) 86 kB, 09.07.2018

Code: mrlk\_posi-allgemein\_en

**Operating instructions and Declaration of conformity** (cn) 138 kB, 09.07.2018

Code: mrlk\_posi-allgemein\_cn

**Operating instructions and Declaration of conformity** (it) 86 kB, 09.07.2018

Code: mrlk\_posi-allgemein\_it

**Operating instructions and Declaration of conformity** (jp) 285 kB, 09.07.2018

Code: mrlk\_posi-allgemein\_jp

**Operating instructions and Declaration of conformity** (pl) 118 kB, 09.07.2018

Code: mrlk\_posi-allgemein\_pl

**Operating instructions and Declaration of conformity** (fr) 85 kB, 09.07.2018

Code: mrlk\_posi-allgemein\_fr

**Operating instructions and Declaration of conformity** (pt) 86 kB, 09.07.2018

Code: mrlk\_posi-allgemein\_pt

**Operating instructions and Declaration of conformity** (de) 88 kB, 09.07.2018

Code: mrlk\_posi-allgemein\_de

**Declaration of conformity** (de) 94 kB, 08.08.2016

Code: \_\_422p01

**Declaration of conformity** (pl) 129 kB, 08.08.2016

Code: \_\_422p01\_pl

**Declaration of conformity** (en) 84 kB, 29.11.2018

Code: \_\_422p01\_en

**CCC certification** (cn) 3 MB, 09.04.2018

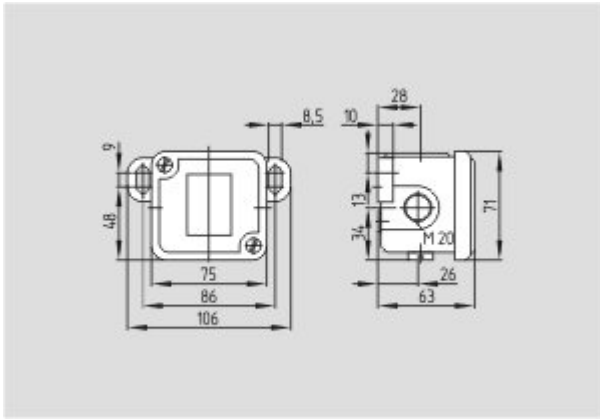
Code: q\_352p03

**CCC certification** (en) 3 MB, 09.04.2018

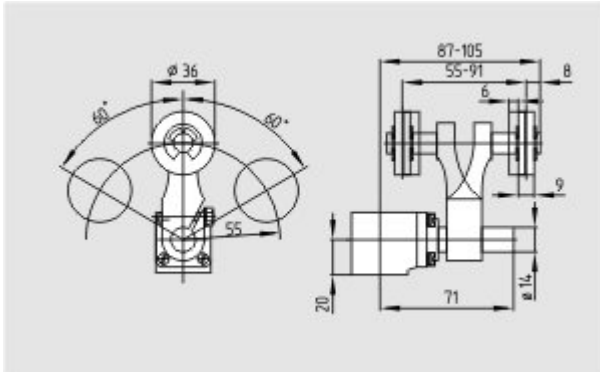
Code: q\_352p02

**EAC certification** (ru) 388 kB, 20.01.2016

Code: q\_1527p17\_ru



Dimensional drawing (basic component)



Dimensional drawing (miscellaneous)



Operating principle

K.A. Schmersal GmbH & Co. KG, Mödinghofe 30, D-42279 Wuppertal

The data and values have been checked thoroughly. Technical modifications and errors excepted.

Generiert am 13.02.2019 - 13:38:34h Kasbase 3.3.0.F.64I