

Datasheet - AZ 14-1 KU

Positive-operation door contacts / AZ 14



Preferred typ



- Thermoplastic enclosure
- Contact pin in actuator bridge
- 2 actuating planes
- Actuation bottom
- Protection class IP20
- Self-cleaning through the frictional movement of the contact bridges

(Minor differences between the printed image and the original product may exist!)

Ordering details


Product type description	AZ 14-1 KU
Article number	101157701
EAN Code	4030661180953
eCl@ss	27-27-26-02

Approval

Approval



Global Properties

Permanent light	AZ 14
Standards	EN 81-20, EN 81-50
Compliance with the Directives (Y/N) 	Yes
suitable for elevators (Y/N)	Yes
Mounting	Round holes
Materials	
- Material of the housings	Plastic, glass-fibre reinforced thermoplastic self-extinguishing
- Material of the cover	thermoplastic, self-extinguishing
- Material of the contacts	-Silver-plated rivets
Weight	35

Mechanical data

Design of electrical connection	Screw connection
- notice	M4, with self-opening clamping plates
Cable entry	Wiring compartment
Mechanical life	> 1.000.000 operations
Actuating planes	1, bottom
Actuating force	2.2 ± 20
Actuating stroke	7
Positive break force	10
positive break travel	-

Ambient conditions

Ambient temperature	
- Min. environmental temperature	-30
- Max. environmental temperature	+70
Relative humidity	-
Fully insulated (Y/N)	No
Protection class	IP20

Electrical data

Design of control element	Opener (NC)
Switching principle	Self-cleaning pressure contact
Number of auxiliary contacts	0
Number of safety contacts	1
Rated impulse withstand voltage	-
Rated insulation voltage	500
Thermal test current	6 A
Utilisation category	AC-15: 230 V / 2 A, DC-13: 200 V / 2 A
Max. fuse rating	6 A gG D-fuse

ATEX

Explosion protection categories for gases	None
Explosion protected category for dusts	None

Dimensions

Dimensions	
- Width	44
- Height	61
- Depth	19

Included in delivery

Actuators must be ordered separately.

Documents

Operating instructions (nl) 96 kB, 01.08.2018

Code: mrl_az-allgemein_nl

Operating instructions (es) 89 kB, 28.09.2017

Code: mrl_az-allgemein_es

Operating instructions (en) 91 kB, 13.09.2017

Code: mrl_az-allgemein_en

Operating instructions (fr) 97 kB, 30.11.2018

Code: mrl_az-allgemein_fr

Operating instructions (it) 90 kB, 10.10.2017

Code: mrl_az-allgemein_it

Operating instructions (pt) 92 kB, 10.10.2017

Code: mrl_az-allgemein_pt

Operating instructions (pl) 122 kB, 10.10.2017

Code: mrl_az-allgemein_pl

Operating instructions (de) 93 kB, 13.09.2017

Code: mrl_az-allgemein_de

Declaration of conformity (en) 111 kB, 07.07.2016

Code: ACE_konfi_mrl_az-allgemein_en

Declaration of conformity (br) 87 kB, 25.04.2016

Code: ACE_konfi_mrl_az-allgemein_br

Declaration of conformity (de) 88 kB, 09.03.2016

Code: ACE_konfi_mrl_az-allgemein_de

Declaration of conformity (de) 86 kB, 25.04.2016

Code: KAS_konfi_mrl_az-allgemein_de

TÜV certification (de) 1 MB, 28.08.2018

Code: z_azap01

TÜV certification (en) 1 MB, 28.08.2018

Code: z_azap02

CCC certification (cn) 2 MB, 26.10.2018

Code: q_azap03

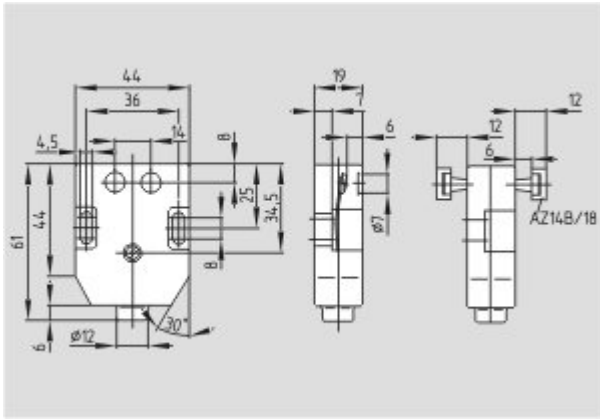
CCC certification (en) 2 MB, 26.10.2018

Code: q_azap02

EAC certification (ru) 2 MB, 03.12.2018

Code: q_0010p17_ru

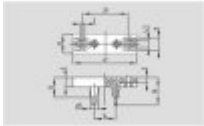
Images



Dimensional drawing (basic component)

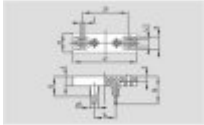
System components

Actuator



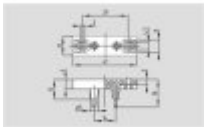
101088124 - AZ 07-14 B/23

- Contact pin in actuator bridge
- for AZ 06x, AZ 06, AZ 07, AZ 08, AZ 13, AZ 14-1, AZ 19
- with Washer



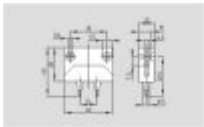
101088123 - AZ 07-14 B/21

- Contact pin in actuator bridge
- for AZ 06x, AZ 06, AZ 07, AZ 08, AZ 13, AZ 14-1, AZ 19
- with Washer



101093368 - AZ 07-14 B/18

- Contact pin in actuator bridge
- for AZ 06x, AZ 06, AZ 07, AZ 08, AZ 13, AZ 14-1, AZ 19
- with Washer



101057921 - AZ 06 B-1284

- Contact pin in actuator bridge
- for AZ 06x, AZ 06, AZ 07, AZ 08, AZ 13, AZ 14-1, AZ 19
- for Hook bar



101057930 - AZ 06-13 B/23

- Contact pin in actuator bridge
- for AZ 06x, AZ 06, AZ 07, AZ 08, AZ 13, AZ 14-1, AZ 19

101057929 - AZ 06-13 B/21

- Contact pin in actuator bridge



- for AZ 06x, AZ 06, AZ 07, AZ 08, AZ 13, AZ 14-1, AZ 19



101057928 - AZ 06-13 B/18

- Contact pin in actuator bridge
- for AZ 06x, AZ 06, AZ 07, AZ 08, AZ 13, AZ 14-1, AZ 19

K.A. Schmersal GmbH & Co. KG, Möddinghofe 30, D-42279 Wuppertal

The data and values have been checked thoroughly. Technical modifications and errors excepted.

Generiert am 13.02.2019 - 14:12:19h Kasbase 3.3.0.F.64l