

Datasheet - TQ 700-11

Pull-wire switches / TQ 700

 Preferred typ

- Thermoplastic enclosure
- one-side operation / wire up to 10 m long
- Position indicator
- Large wiring compartment
- Twisting of towing eye not possible
- One tension force for cable lengths up to 10 m
- 1 Cable entry M 20 x 1.5


(Minor differences between the printed image and the original product may exist!)

Ordering details

Product type description	TQ 700-11
Article number	101192479
EAN Code	4030661352688
eCl@ss	27-37-12-90

Approval


Approval



Classification

Standards	EN ISO 13849-1
B10d Normally-closed contact (NC)	100 000 operations
B10d Normally open contact (NO)	100 000 operations
Mission time	20 Years

Global Properties

Permanent light	TQ 700
Standards	IEC/EN 60947-5-1
Compliance with the Directives (Y/N) 	Yes
Materials	
- Material of the housings	Plastic, thermoplastic
- Material of the cover	Plastic, thermoplastic
- Material of the contacts	Silver
Weight	210
Emergency-Stop button (Y/N)	No

Mechanical data

Design of electrical connection	Screw connection
Cable section	
- Min. Cable section	0,75 mm ²
- Max. Cable section	2.5 mm ²
Mechanical life	> 1.000.000 operations
notice	All indications about the cable section are including the conductor ferrules.
Length of wire	max. 10 m

Ambient conditions

Ambient temperature	
- Min. environmental temperature	-25 °C
- Max. environmental temperature	+70 °C
Protection class	IP67 to IEC/EN 60529

Electrical data

Design of control element	Normally open contact (NO), Opener (NC)
Switching principle	Creep circuit element
Number of shutters	1
Number of openers	1
Rated impulse withstand voltage U _{imp}	6 kV
Rated insulation voltage U _i	500 V
Thermal test current I _{the}	10 A
Utilisation category	AC-15: 230 V / 4 A, DC-13: 24 V / 4 A
Max. fuse rating	6 A gG D-fuse

Dimensions

Dimensions	
- Width	40.5 mm
- Height	160 mm
- Depth	42.2 mm

notice

At 2 bis 5 m distance intermediate wire supports are required, see accessories

Recommended cable lengths for pull-wire Emergency-Stop switches in relation to the range of ambient temperature.

As the thimbles are subject to deformation in case of wire pull, the wire should be pulled several times after fitting. After that, the wire must be re-tensioned using the eyebolt or the tensioner.


Indication legend

Wire rope 1 =
Eyebolt 2 =
3 = nut
Wire clamp 4 =
Tensioning Jack 5 =
6 = Wire thimble
7 = shackle
rope tensioner 8 =
Position indicator A =
reset button B =


Diagram





Note Diagram

 positive break NC contact

 active

 no active

 Normally-open contact

 Normally-closed contact

Ordering code

TQ 700-(1)

(1)

11	1 Normally open contact (NO) / 1 Opener (NC)
02	2 Opener (NC)
20	2 Normally open contact (NO)

Documents

Operating instructions and Declaration of conformity (it) 420 kB, 26.10.2018

Code: mrl_tq700_it

Operating instructions and Declaration of conformity (de) 389 kB, 15.10.2018

Code: mrl_tq700_de

Operating instructions and Declaration of conformity (en) 401 kB, 15.10.2018

Code: mrl_tq700_en

Operating instructions and Declaration of conformity (pt) 426 kB, 26.10.2018

Code: mrl_tq700_pt

Operating instructions and Declaration of conformity (fr) 426 kB, 26.10.2018

Code: mrl_tq700_fr

Operating instructions and Declaration of conformity (br) 405 kB, 15.10.2018

Code: mrl_tq700_br

Operating instructions and Declaration of conformity (es) 424 kB, 26.10.2018

Code: mrl_tq700_es

Operating instructions and Declaration of conformity (nl) 406 kB, 26.10.2018

Code: mrl_tq700_nl

Operating instructions and Declaration of conformity (jp) 522 kB, 26.10.2018

Code: mrl_tq700_jp

Operating instructions and Declaration of conformity (pl) 461 kB, 26.10.2018

Code: mrl_tq700_pl

TÜV certification (en, de) 727 kB, 24.02.2017

Code: z_tq7p02

TÜV certification (en, de) 727 kB, 24.02.2017

Code: z_tq7p01

TÜV certification (de, en) 727 kB, 24.02.2017

Code: z_tq7p03

CCC certification (en) 819 kB, 15.08.2016

Code: q_zq7p02

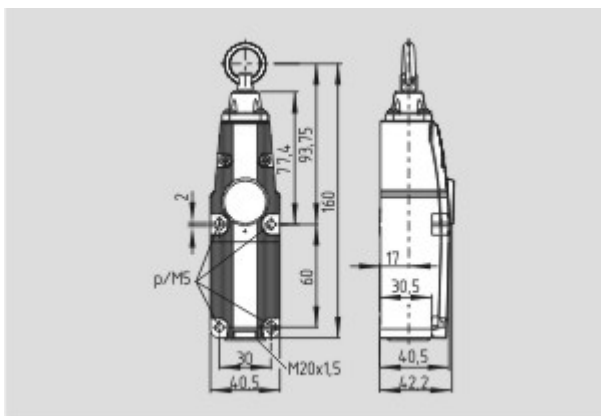
CCC certification (cn) 814 kB, 15.08.2016

Code: q_zq7p03

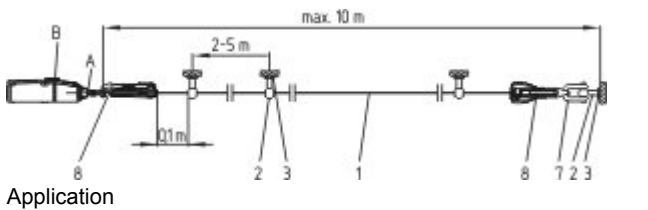
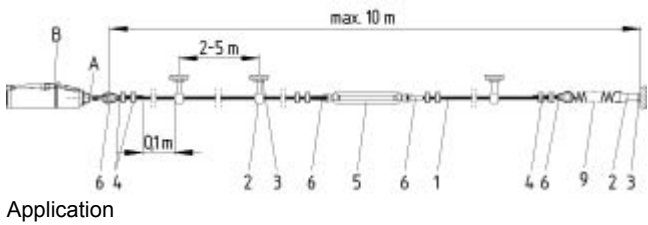
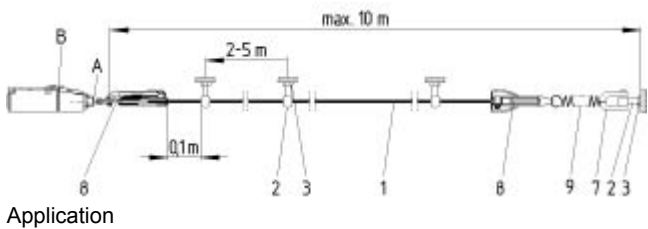
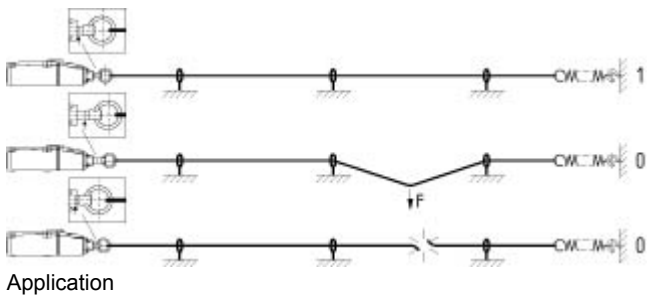
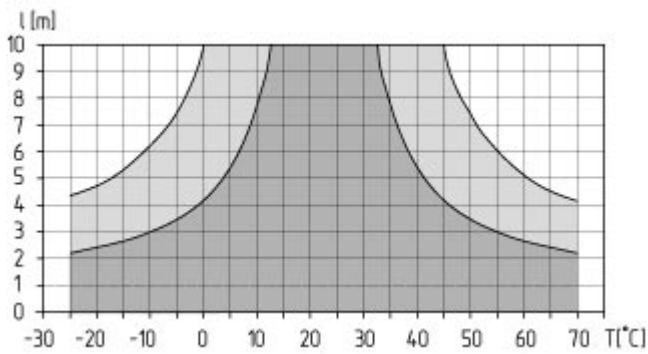
EAC certification (ru) 844 kB, 05.10.2015

Code: q_6037p17_ru

Images



Dimensional drawing (basic component)



System components

Accessories



101192471 - Eyebolt BM 8 x 70 NIRO



101084928 - Eyebolt BM 10 x 40



101203477 - Wire clamp 3 mm NIRO



101203478 - Wire clamp 5 mm NIRO



101190917 - Duplex wire clamp 3 mm NIRO

- for Wire rope \varnothing 3 mm



101196043 - Egg-shaped wire clamp GR 3

- for Wire rope \varnothing 3 mm



101203472 - WIRE THIMBLE 3 mm NIRO

- for Wire rope \varnothing 3 mm
- to DIN 6899



101203476 - WIRE THIMBLE 5 mm NIRO

- for Wire rope \varnothing 5 mm
- to DIN 6899



101192433 - PULLEY

- for Wire rope \varnothing 3 mm
- To guide the wire rope where the path is not a straight line



101087930 - TENSIONING JACK M6

- For exact adjustment of the tension of the wire rope
- to DIN 1480



103005863 - TENSION SPRING ACC-700-RZ173I

- To maintain the reaction force



101186490 - SHACKLE NIRO

- Shackle for fixing the wire rope to the eyebolt



101078670 - WIRE ROPE 5 mm

- With red PVC sheath
- Ø 5 mm total
- Steel core Ø 3 mm
- Quantity: Meter



103003628 - WIRE UNIT COMPLETE 5 m

- Ready-to-fit
- With red PVC sheath



103003629 - WIRE UNIT COMPLETE 10 m

- Ready-to-fit
- With red PVC sheath



101186704 - rope tensioner S 900

- Smooth adjustment
- Only one tool
- Antiskid
- Time-saving
- Ergonomic
- No risk of injury

103003510 - MP ZQ/TQ700-71

- Mounting plate set for ZQ 700 / TQ 700



103006013 - ACC-CGLD-M20-P



- cable gland M20
- Plastic

K.A. Schmersal GmbH & Co. KG, Möddinghofe 30, D-42279 Wuppertal

The data and values have been checked thoroughly. Technical modifications and errors excepted.

Generiert am 13.02.2019 - 14:14:44h Kasbase 3.3.0.F.64l