

## Datasheet - AZ 051 K

Positive-operation door contacts / AZ 051

 Preferred typ

- Thermoplastic enclosure
- without cable ducts
- Contact pins in the switch
- 1 Actuating planes
- transparent cover
- Self-cleaning through the frictional movement of the contact bridges
- double-break switch
- fixing screws M4 Pozidriv self-forming, undetachable, captive
- Door lock switch/locking device switch

(Minor differences between the printed image and the original product may exist!)

### Ordering details


Product type description	AZ 051 K
Article number	101195743
EAN Code	4030661362113
eCl@ss	27-27-26-02

### Approval

Approval



### Global Properties

Permanent light	AZ 051
Standards	EN 81-20, EN 81-50, CAN/CSA-B44.1, ASME-A15.5
Compliance with the Directives (Y/N) 	Yes
suitable for elevators (Y/N)	Yes
Mounting	Round holes
Materials	
- Material of the housings	glass-fibre reinforced ultramid, self-extinguishing
- Material of the cover	glass-fibre reinforced ultramid, self-extinguishing

- Material of the contacts	-Silver-plated rivets
Weight	25

## Mechanical data

---

Design of electrical connection	Screw connection
- notice	M4 Slotted screw and washer assembly, similarly DIN 7984, with self-opening clamping plates
Tightening torque for terminal screws	max. 1.2 Nm
Cable entry	2 x Single wire entry with Connecting funnel
- notice	without cable ducts
Mechanical life	> 1.000.000 operations
Actuating planes	1
Actuating force	1.6 ± 20
Actuating stroke	5
Positive break force	-
positive break travel	-

## Ambient conditions

---

Ambient temperature	
- Min. environmental temperature	-30
- Max. environmental temperature	+70
Relative humidity	≤ 95, non-condensing
Fully insulated (Y/N)	No
Protection class	IP00

## Electrical data

---

Design of control element	Opener (NC)
Switching principle	Self-cleaning pressure contact
Number of auxiliary contacts	0
Number of safety contacts	1
Rated impulse withstand voltage	-
Rated insulation voltage	500
Thermal test current	4 A
Utilisation category	AC-15: 230 V / 2 A, DC-13: 200 V / 1 A
Max. fuse rating	2 A gG D-fuse

## ATEX

---

Explosion protection categories for gases	None
Explosion protected category for dusts	None

## Dimensions

---

Dimensions	
- Width	50
- Height	27
- Depth	16

## Included in delivery

---

Actuators must be ordered separately.

## Documents

---

**Operating instructions** (nl) 96 kB, 01.08.2018

Code: mrl\_az-allgemein\_nl

**Operating instructions** (es) 89 kB, 28.09.2017

Code: mrl\_az-allgemein\_es

**Operating instructions** (en) 91 kB, 13.09.2017

Code: mrl\_az-allgemein\_en

**Operating instructions** (fr) 97 kB, 30.11.2018

Code: mrl\_az-allgemein\_fr

**Operating instructions** (it) 90 kB, 10.10.2017

Code: mrl\_az-allgemein\_it

**Operating instructions** (pt) 92 kB, 10.10.2017

Code: mrl\_az-allgemein\_pt

**Operating instructions** (pl) 122 kB, 10.10.2017

Code: mrl\_az-allgemein\_pl

**Operating instructions** (de) 93 kB, 13.09.2017

Code: mrl\_az-allgemein\_de

**Declaration of conformity** (en) 111 kB, 07.07.2016

Code: ACE\_konfi\_mrl\_az-allgemein\_en

**Declaration of conformity** (br) 87 kB, 25.04.2016

Code: ACE\_konfi\_mrl\_az-allgemein\_br

**Declaration of conformity** (de) 88 kB, 09.03.2016

Code: ACE\_konfi\_mrl\_az-allgemein\_de

**BG-test certificate** (de) 1 MB, 28.08.2018

Code: z\_az0p01

**BG-test certificate** (en) 1 MB, 28.08.2018

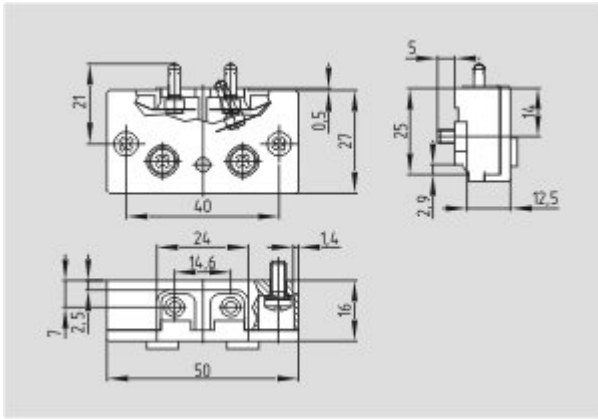
Code: z\_az0p02

**EAC certification** (ru) 2 MB, 03.12.2018

Code: q\_0010p17\_ru

## Images

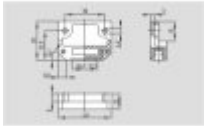
---



Dimensional drawing (basic component)

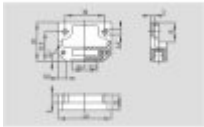
## System components

### Actuator



#### 101089535 - AZ 05 B-1684

- Contact pins in the switch
- for AZ 05x, AZ 05
- mounting flange



#### 101057914 - AZ 05 B

- Contact pins in the switch
- for AZ 05x, AZ 05

K.A. Schmersal GmbH & Co. KG, Möddinghofe 30, D-42279 Wuppertal

The data and values have been checked thoroughly. Technical modifications and errors excepted.

Generiert am 13.02.2019 - 14:11:58h Kasbase 3.3.0.F.64I