

## Datasheet - SLG240COM-ER-0900-04

Safety light curtains, Safety light grids / Safety light grids / SLG240COM



(Minor differences between the printed image and the original product may exist!)

- Safety type 2 in accordance with IEC 61496-1
- User-friendly parameter setting, no tools required
- Reliable safety concept in case of interferences (EMC, welding sparks)
- Process safety with highest availability
- Integrated set-up tool

### Ordering details

Product type description	SLG240COM-ER-0900-04
Article number	103016127
EAN Code	4030661506548
eCl@ss	27-27-27-03

### Approval

Approval




### Classification

Standards	EN ISO 13849-1, EN 62061
PL	up c
Control category	up 2
PFH value	8.05 x 10 <sup>-9</sup> /
SIL	up 1
Mission time	20 Years

### Global Properties

Permanent light	SLG240COM Sicherheits-Lichtgitter
-----------------	-----------------------------------

Standards	EN 61496-1; EN 61496-2
Compliance with the Directives (Y/N) 	Yes
Operating resource protection class	Protection class 3
Safety type in accordance with IEC 61496-1	2
Materials	
- Material of the housings	Aluminium
Weight	1400
Beam coding (Y/N)	No
Protection field height	900
Range of the protection field	300 - 12000
Reaction time	10
Wave length of the sensors	880
Fade-out is possible (Y/N)	Yes
Override possible (Y/N)	No
reduced resolution (Y/N)	No
Clock control possible (Y/N)	No
Muting possible (Y/N)	No
Restart block (Y/N)	Yes
Master/slave function	Yes
Cascadable (Y/N)	Yes
Monitoring function of downstream devices (Y/N)	Yes
Recommended safety-monitoring module	SRB301

### Mechanical data

---

Detection ability for test bodies	300
Number of beams	4
Design of electrical connection	Connector
- Wiring of the transmitter	connector plug M12, 4-pole
- Wiring of the receiver	connector plug M12, 5-pole
Cable length	100

### Ambient conditions

---

Ambient temperature	
- Min. environmental temperature	-10
- Max. environmental temperature	+50
Storage and transport temperature	
- Min. Storage and transport temperature	-25
- Max. Storage and transport temperature	+70
Protection class	IP67 to IEC/EN 60529

### Electrical data

---

Design of output switching element OSSD	PNP
Power consumption	
- Power consumption Transmitter	< 5
- Power consumption Receiver	< 10
Voltage type	DC
Switching voltage of the OSSD in high state	24 ± 10

### Outputs

---

Max. output current at secured output	250
---------------------------------------	-----

## Electrical data - Safety outputs

---

Number of secure semi-conductor outputs	2
Number of secure outputs with contact	0

## LED switching conditions display

---

LED switching conditions display (Y/N)	Yes
- Status and diagnostics	Yes
- 7-segment display	No

## ATEX

---

Explosion protection categories for gases	None
Explosion protected category for dusts	None

## Dimensions

---

Dimensions of the sensor	
- Width of sensor	27.8
- Height of sensor	971
- Length of sensor	33

## Included in delivery

---

Delivery scope of system	Transmitter + receiver, Mounting angle
--------------------------	--

## Ordering code

---

SLG240COM-ER-(1)

(1)

<b>0500-02</b>	Distance between outermost beams 500 mm, 2-beam
<b>0800-03</b>	Distance between outermost beams 800 mm, 3-beam
<b>0900-04</b>	Distance between outermost beams 900 mm, 4-beam

## Documents

---

**Operating instructions and Declaration of conformity** (pt) 654 kB, 24.10.2017

Code: mrl\_slc-slg240com\_pt

**Operating instructions and Declaration of conformity** (es) 654 kB, 11.04.2018

Code: mrl\_slc-slg240com\_es

**Operating instructions and Declaration of conformity** (nl) 642 kB, 01.08.2018

Code: mrl\_slc-slg240com\_nl

**Operating instructions and Declaration of conformity** (it) 649 kB, 23.10.2017

Code: mrl\_slc-slg240com\_it

**Operating instructions and Declaration of conformity** (pl) 670 kB, 02.03.2018

Code: mrl\_slc-slg240com\_pl

**Operating instructions and Declaration of conformity (fr)** 630 kB, 20.10.2017

Code: mrl\_slc-slg240com\_fr

**Operating instructions and Declaration of conformity (de)** 575 kB, 13.09.2017

Code: mrl\_slc-slg240com\_de

**Operating instructions and Declaration of conformity (en)** 585 kB, 13.09.2017

Code: mrl\_slc-slg240com\_en

**BG-test certificate (de)** 49 kB, 21.09.2017

Code: z\_slcp09

**Brochure (it)** 2 MB, 01.03.2018

Code: b\_optoshort\_it

**Brochure (pt)** 2 MB, 26.10.2018

Code: b\_optoshort\_pt

**Brochure (es)** 2 MB, 23.10.2018

Code: b\_optoshort\_es

**Brochure (fr)** 2 MB, 20.11.2018

Code: b\_optoshort\_fr

**Brochure (en)** 2 MB, 23.10.2018

Code: b\_optoshort\_en

**Brochure (pl)** 2 MB, 03.08.2018

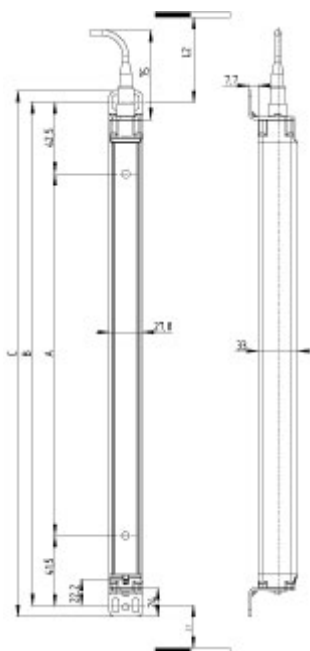
Code: b\_optoshort\_pl

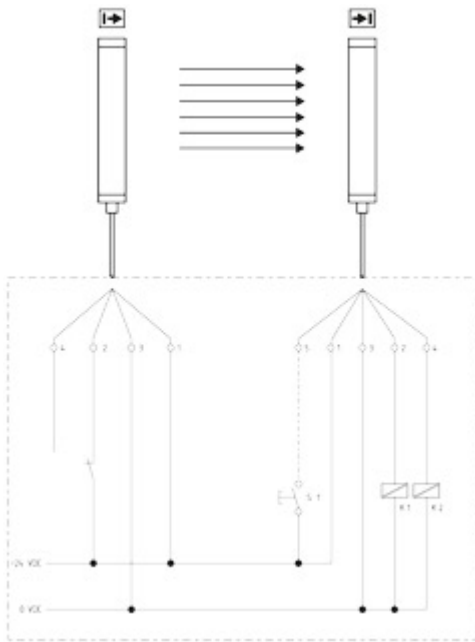
**Brochure (de)** 2 MB, 22.10.2018

Code: b\_optoshort\_de

## Images

---





Wiring example

K.A. Schmersal GmbH & Co. KG, Mödinghofe 30, D-42279 Wuppertal

The data and values have been checked thoroughly. Technical modifications and errors excepted.

Generiert am 13.02.2019 - 14:22:03h Kasbase 3.3.0.F.64I