

Datasheet - TFH 232-22UEDR

Foot switch / TFH 232



- 4 Contacts
- 1 Cable entry M 20 x 1.5
- Protective shield with wide opening
- Low operating height of pedal
- High level of stability

(Minor differences between the printed image and the original product may exist!)

Ordering details

Product type description	TFH 232-22UEDR
Article number	101192630
EAN Code	4030661403533
eCl@ss	27-37-12-17

Approval

Approval



Classification

B10d Normally-closed contact (NC)	100.000
Mission time	20 Years
Standards	EN ISO 13849-1
notice	$MTTF_d = \frac{B_{10d}}{0,1 \times n_{op}}$ $n_{op} = \frac{d_{op} \times h_{op} \times 3600 \text{ s/h}}{t_{cycle}}$

Global Properties

Permanent light	TFH 232
Standards	EN 60947-5-1, DIN VDE 0660-200, BG-GS-ET-15
Compliance with the Directives (Y/N)	Yes
Materials	

- Material of the housings	Aluminium
- Material of the cover	Aluminium
- Material of the protective shield	Aluminium
- Material of the pedal	Plastic, glass-fibre reinforced thermoplastic
Housing coating	powder-coated
Form	
Color	RAL 9006
Weight	
Suitable for EMERGENCY-OFF (Y/N)	Yes

Mechanical data

Design of electrical connection	Screw connection
Cable section	
- Min. Cable section	
- Max. Cable section	2.5 mm ²
Mechanical life	> 1.000.000 operations
Switching frequency	max. 1 / s
notice	All indications about the cable section are including the conductor ferrules.
restistance to shock	30 g / 11 ms
Resistance to vibration	10 ... 150 HZ (0,35 mm / 5 g)
Latching (Y/N)	Yes
Probing possible (Y/N)	Yes

Ambient conditions

Ambient temperature	
- Min. environmental temperature	-25 °C
- Max. environmental temperature	+ 60 °C
- Min. Storage and transport temperature	-25 °C
- Max. Storage and transport temperature	+85 °C
Relative humidity	30 % ... 95 %
- non-condensing	
- non-icing	
Protection type IP	IP65 to IEC/EN 60529
Overvoltage category	III
Degree of pollution	3

Electrical data

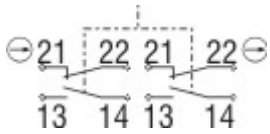
Design of control element	Normally open contact (NO), Opener (NC)
Switching principle	Creep circuit element
Number of shutters	2
Number of openers	2
Rated impulse withstand voltage U _{imp}	6 kV
Rated insulation voltage U _i	500 V
Thermal test current I _{the}	10 A
Utilisation category	AC-15: 230 V / 4 A, DC-13: 24 V / 1 A
Required rated short-circuit current	1000 A
Max. fuse rating	6 A gG D-fuse

Dimensions






Dimensions

- Width	170 mm
- Height	189 mm
- Depth	274 mm

Diagram



Note Diagram

-  positive break NC contact
-  active
-  no active
-  Normally-open contact
-  Normally-closed contact

Documents

Operating instructions and Declaration of conformity (es) 404 kB, 09.10.2018

Code: mrl_tfh232_es

Operating instructions and Declaration of conformity (fr) 406 kB, 09.10.2018

Code: mrl_tfh232_fr

Operating instructions and Declaration of conformity (de) 411 kB, 13.04.2012

Code: mrl_tfh232_de

Operating instructions and Declaration of conformity (de) 332 kB, 09.10.2018

Code: mrl_tfh232_de

Operating instructions and Declaration of conformity (cn) 494 kB, 13.04.2012

Code: mrl_tfh232_cn

Operating instructions and Declaration of conformity (cn) 464 kB, 09.10.2018

Code: mrl_tfh232_cn

Operating instructions and Declaration of conformity (en) 329 kB, 09.10.2018

Code: mrl_tfh232_en

Operating instructions and Declaration of conformity (en) 406 kB, 13.04.2012

Code: mrl_tfh232_en

Operating instructions and Declaration of conformity (jp) 485 kB, 09.10.2018

Code: mrl_tfh232_jp

Operating instructions and Declaration of conformity (br) 302 kB, 18.12.2018

Code: ace_mrl_tfh232_br

Operating instructions and Declaration of conformity (nl) 408 kB, 09.10.2018

Code: mrl_tfh232_nl

Operating instructions and Declaration of conformity (it) 404 kB, 09.10.2018

Code: mrl_tfh232_it

Brochure (it) 297 kB, 05.08.2008

Code: b_tfup05

Brochure (es) 291 kB, 05.08.2008

Code: b_tfup09

Brochure (fr) 292 kB, 05.08.2008

Code: b_tfup03

Brochure (en) 294 kB, 05.08.2008

Code: b_tfup02

Brochure (de) 298 kB, 05.08.2008

Code: b_tfup01

Brochure (pt) 296 kB, 05.08.2008

Code: b_tfup10

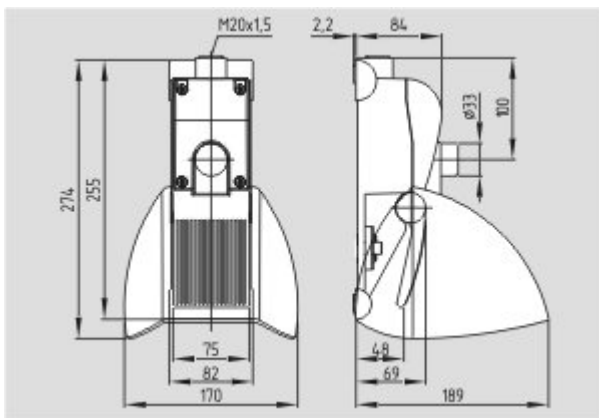
CCC certification (en) 975 kB, 24.05.2016

Code: q_455p02

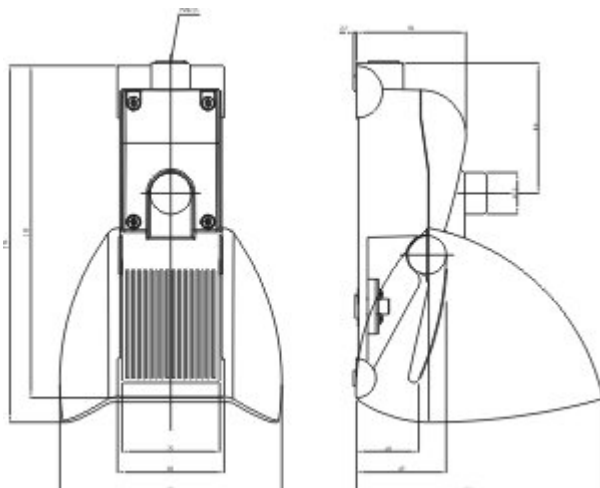
CCC certification (cn) 948 kB, 24.05.2016

Code: q_455p03

Images



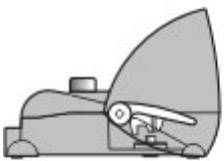
Dimensional drawing (basic component)



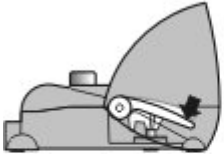
Dimensional drawing (basic component)



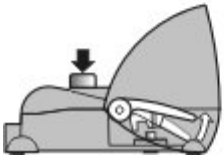
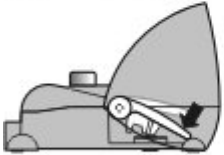
Product in the environment



0



I



Operating principle

K.A. Schmersal GmbH & Co. KG, Mödinghofe 30, D-42279 Wuppertal

The data and values have been checked thoroughly. Technical modifications and errors excepted.

Generiert am 13.02.2019 - 13:02:21h Kasbase 3.3.0.F.64I