

## Datasheet - EF10F.2



Command and signalling devices / Contact and light terminal blocks (EF/EL) System / contact elements / contact element EF - (N)

- Flat plug-in connector
- Mounting flange position 2
- 21-22 (Contact labelling)



(Minor differences between the printed image and the original product may exist!)

### Ordering details

Product type description	EF10F.2
Article number	101006561
EAN Code	
eCl@ss	27-37-13-02

### Approval

Approval



### Global Properties

Permanent light	Kontaktelement EF
Standards	IEC/EN 60947-1, EN 60947-5-1
Compliance with the Directives (Y/N)	Yes
Contact labelling	21-22
Materials	
- Material of the housings	Plastic, glass-fibre reinforced thermoplastic, self-extinguishing
- Material of the contacts	Silver
Weight	20

## Mechanical data

---

Connection type notice	Flat plug-in connector - 6.3 mm x 0,8 mm / 2 x 2.8 mm x 0,8 mm
Assembly	pluggable
Mounting flange position	2
Mechanical life / contact element	10.000.000 operations
Switching frequency	1200
resistance to shock	110 g / 4 ms
resistant to vibration	> 20 g / 10 ... 200 HZ
Bounce duration (100 mm/s)	< 5 ms
positive break travel	2
Contact opening	1

## Ambient conditions

---

Ambient temperature	
- Min. environmental temperature	-25
- Max. environmental temperature	+80
Protection class	
- Protection class-Terminals	IP20
- Protection class switching compartments	IP40

## Electrical data

---

Design of control element	Opener (NC)
Switching principle	Slow action
Number of shutters	0
Number of openers	1
Rated insulation voltage $U_i$	400 V
Thermal test current $I_{the}$	10 A
Utilisation category	AC-15: 230 V / 8 A DC-13: 24 V / 5 A
Max. fuse rating	10 A gG D-fuse slow blow
Test voltage (enclosed)	2500 VAC
Suitable for low-voltages	$\geq 5$ V, 3.2 mA

## Dimensions

---




Dimensions	
- Width	10 mm
- Depth	60 mm
- Length	46 mm

## Switch travel diagram

---



Notes Switch travel diagram

-  Contact closed
-  Contact open
-  Setting range

- Ⓛ Break point
  - Ⓟ Positive opening sequence/- angle
- VS** adjustable range of NO contact  
**VÖ** adjustable range of NC contact  
**N** after travel

## Documents

---

**CCC certification** (en) 1 MB, 20.06.2017

Code: q\_efelp02

**CCC certification** (cn) 1 MB, 20.06.2017

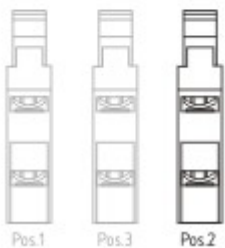
Code: q\_efelp03

**EAC certification** (ru) 779 kB, 05.10.2015

Code: q\_6043p17\_ru

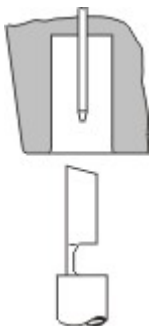
## Images

---



Application

---



Operating principle

---

K.A. Schmersal GmbH & Co. KG, Möddinghofe 30, D-42279 Wuppertal

The data and values have been checked thoroughly. Technical modifications and errors excepted.

Generiert am 13.02.2019 - 12:47:08h Kasbase 3.3.0.F.64I