




- MultiCore technology
- OCR reading

The OCR reader is based on the wenglor MultiCore technology and reads up to 100 characters simultaneously. The functions autofocus, region of interest and tracking are available for improved plain text reading. Reliable reading, comparing and good/bad-evaluation of various characters and symbols are easily possible.



Technical Data

Optical Data

Working Range	≥ 20 mm
Resolution	736 × 480 Pixel
Image Chip	monochrome
Light Source	Infrared Light
Service Life (T = +25 °C)	100000 h
Visual Field	see Table 1
Frame Rate	25 Hz

Electrical Data

Supply Voltage	18...30 V DC
Current Consumption (Ub = 24 V)	< 200 mA
Response Time	40 ms
Temperature Range	-25...55 °C*
Inputs/Outputs	6
Switching Output Voltage Drop	< 2,5 V
Switching Output/Switching Current	100 mA
Short Circuit Protection	yes
Reverse Polarity Protection	yes
Interface	RS-232/Ethernet
Protection Class	III

Mechanical Data

Setting Method	Ethernet
Housing Material	Aluminum
Degree of Protection	IP67
Connection	M12 × 1; 12-pin
Type of Connection Ethernet	M12 × 1; 8-pin, X-cod.

Safety-relevant Data

MTTFd (EN ISO 13849-1)	230,41 a
------------------------	----------

Function

OCR	yes
Tracking	yes
Web server	yes

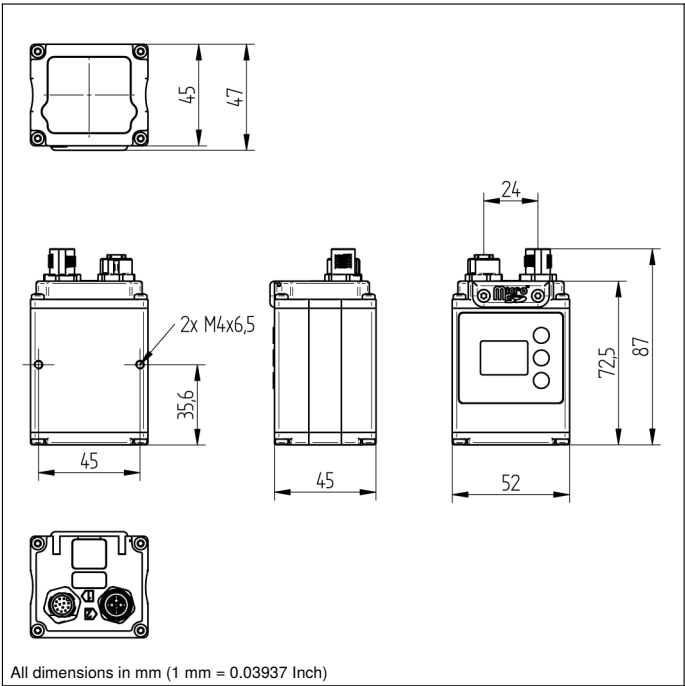
Configurable as PNP/NPN/Push-Pull	●
Switchable to NC/NO	●
Illumination Output	●
RS-232 Interface	●
Ethernet	●

Connection Diagram No.	002 1008
Control Panel No.	X2
Suitable Connection Technology No.	50 87
Suitable Mounting Technology No.	560

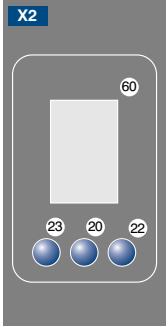
Display brightness may decrease with age. This does not result in any impairment of the sensor function.
 * -25 °C: Ambient conditions should not result in condensation; avoid the formation of ice on the front panel!
 55 °C: Continuous illumination at max. 1% or flash mode at 100% brightness with an exposure time of ≤ 5 ms; may affect the service life of the product.

Complementary Products

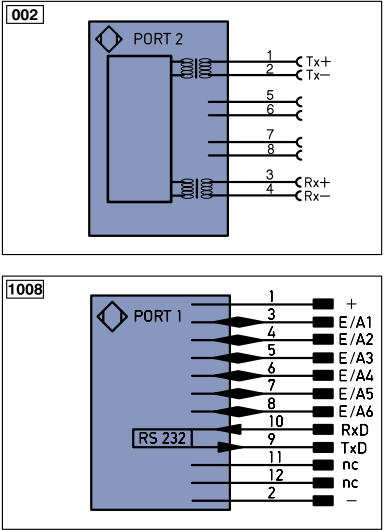
Disk with Polarization Filter ZNNG004
Fieldbus Gateway ZAGxxxN01, EPGG001
Illumination Technology
Protective Housing ZNNS001, ZNNS002
Software
weQubeDecode License Upgrade DNNL002
weQubeVision License Upgrade DNNL001



Ctrl. Panel



20 = Enter Button
22 = UP Button
23 = Down Button
60 = Display



Legend

+	Supply Voltage +	PT	Platinum measuring resistor	ENa	Encoder A
-	Supply Voltage 0 V	nc	not connected	ENb	Encoder B
~	Supply Voltage (AC Voltage)	U	Test Input	AMIN	Digital output MIN
A	Switching Output (NO)	U	Test Input inverted	AMAX	Digital output MAX
Ā	Switching Output (NC)	W	Trigger Input	AOK	Digital output OK
V	Contamination/Error Output (NO)	O	Analog Output	SY In	Synchronization In
Ṽ	Contamination/Error Output (NC)	O-	Ground for the Analog Output	SY OUT	Synchronization OUT
E	Input (analog or digital)	BZ	Block Discharge	LI	Brightness output
T	Teach Input	AWV	Valve Output	M	Maintenance
Z	Time Delay (activation)	a	Valve Control Output +		
S	Shielding	b	Valve Control Output 0 V		
RxD	Interface Receive Path	E+	Synchronization		
TxD	Interface Send Path	E+	Receiver-Line		
RDY	Ready	S+	Emitter-Line		
GND	Ground	±	Grounding		
CL	Clock	SnR	Switching Distance Reduction		
E/A	Output/Input programmable	Rx+/-	Ethernet Receive Path		
IO-Link	IO-Link	Tx+/-	Ethernet Send Path		
PoE	Power over Ethernet	Bus	Interfaces-Bus A(+)/B(-)		
IN	Safety Input	La	Emitted Light disengageable		
OSSD	Safety Output	Mag	Magnet activation		
Signal	Signal Output	RES	Input confirmation		
BI-D+/-	Ethernet Gigabit bidirect. data line (A-D)	EDM	Contact Monitoring		
EN0 RS422	Encoder 0-pulse 0-0 (TTL)	ENAR5422	Encoder A/A (TTL)		
		ENBR5422	Encoder B/B (TTL)		

Wire Colors according to DIN IEC 757

BK	Black
BN	Brown
RD	Red
OG	Orange
YE	Yellow
GN	Green
BU	Blue
VT	Violet
GY	Grey
WH	White
PK	Pink
GNYE	Green/Yellow

Table 1

Working Distance	20 mm	200 mm	1000 mm
Visual Field	16 × 12 mm	120 × 90 mm	600 × 450 mm

