

Vision Sensor

B50S014

Part Number

weQubeVision



- Image processing functions
- MultiCore technology
- Pattern matching

The vision sensor weQubeVision is based on the wenglor MultiCore technology. The functions region of interest and tracking ensure optimal object detection. The following image processing modules are available: Dimensional accuracy check, sorting procedures, presence control, object counting, position output, pixel counting, pattern matching, filter options, and statistics evaluation.

Technical Data

Optical Data	
Lens thread	C-Mount
Resolution	736 × 480 Pixel
Image Chip	monochrome
Image chip size	1/3"
Pixel Size	6 × 6 μm
Service Life (T = +25 °C)	100000 h
Frame Rate	25 Hz

Electrical Data	
Supply Voltage	18...30 V DC
Current Consumption (U _b = 24 V)	< 200 mA
Response Time	40 ms
Temperature Range	-25...55 °C*
Inputs/Outputs	6
Switching Output Voltage Drop	< 2,5 V
Switching Output/Switching Current	100 mA
Short Circuit Protection	yes
Reverse Polarity Protection	yes
Interface	RS-232/Ethernet
Protection Class	III

Mechanical Data	
Setting Method	Ethernet
Housing Material	Aluminum
Degree of Protection	IP67
Connection	M12 × 1; 12-pin
Type of Connection Ethernet	M12 × 1; 8-pin, X-cod.

Safety-relevant Data	
MTTFd (EN ISO 13849-1)	263,03 a

Function	
Presence Check	yes
Pixel Comparison	yes
Reference Image Comparison	yes
Tracking	yes
Object detection	yes
Dimensional accuracy check	yes
Pattern matching	yes
Web server	yes

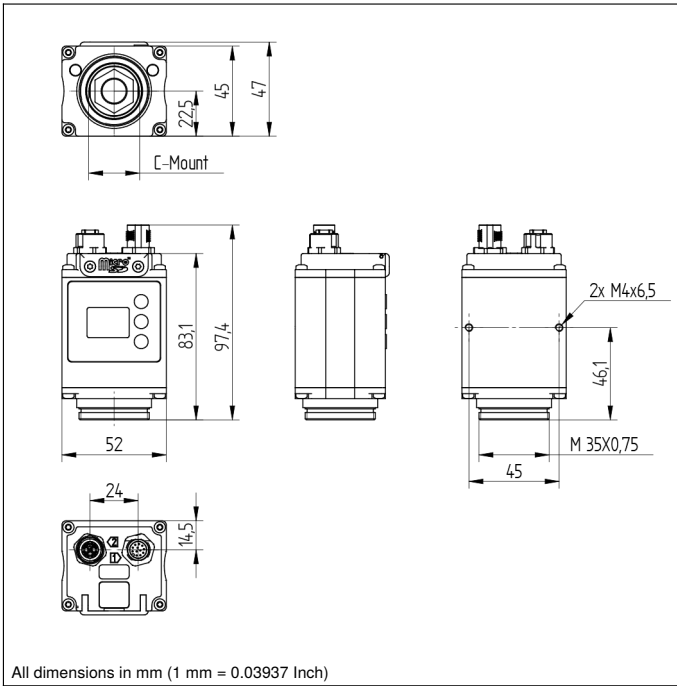
Configurable as PNP/NPN/Push-Pull	●
Switchable to NC/NO	●
Illumination Output	●
RS-232 Interface	●
Ethernet	●

Connection Diagram No.	002 1008
Control Panel No.	X2
Suitable Connection Technology No.	50 87
Suitable Mounting Technology No.	560

Display brightness may decrease with age. This does not result in any impairment of the sensor function.
 * -25 °C: Ambient conditions should not result in condensation; avoid the formation of ice on the front panel!
 55 °C: Continuous illumination at max. 1% or flash mode at 100% brightness with an exposure time of ≤ 5 ms; may affect the service life of the product.

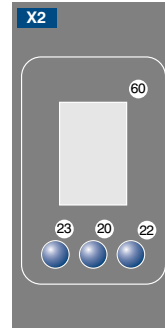
Complementary Products

Illumination Technology
Lens LAC25-14-K02
Protective Housing ZSZ-0x-01
Software
weQubeDecode License Upgrade DNNL002
weQubeOCR License Upgrade DNNL003

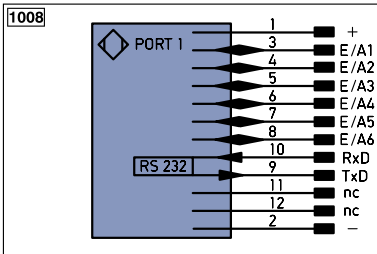
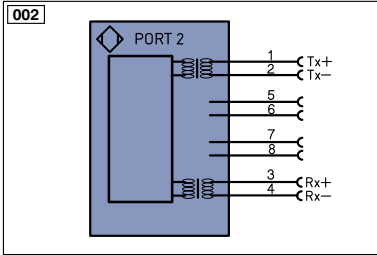


All dimensions in mm (1 mm = 0.03937 Inch)

Ctrl. Panel



20 = Enter Button
 22 = UP Button
 23 = Down Button
 60 = Display



Legend

+	Supply Voltage +	PT	Platinum measuring resistor	ENa	Encoder A
-	Supply Voltage 0 V	nc	not connected	ENb	Encoder B
~	Supply Voltage (AC Voltage)	U	Test Input	AMIN	Digital output MIN
A	Switching Output (NO)	U	Test Input inverted	AMAX	Digital output MAX
Ā	Switching Output (NC)	W	Trigger Input	AOK	Digital output OK
V	Contamination/Error Output (NO)	O	Analog Output	SY In	Synchronization In
ṽ	Contamination/Error Output (NC)	O-	Ground for the Analog Output	SY OUT	Synchronization OUT
E	Input (analog or digital)	BZ	Block Discharge	Out	Brightness output
T	Teach Input	AW	Valve Output	M	Maintenance
Z	Time Delay (activation)	a	Valve Control Output +		
S	Shielding	b	Valve Control Output 0 V		
RxD	Interface Receive Path	SY	Synchronization		
TxD	Interface Send Path	E+	Receiver-Line		
RDY	Ready	S+	Emitter-Line		
GND	Ground	±	Grounding		
CL	Clock	SnR	Switching Distance Reduction		
E/A	Output/Input programmable	Rx+/-	Ethernet Receive Path		
IO-Link	IO-Link	Tx+/-	Ethernet Send Path		
PoE	Power over Ethernet	Bus	Interfaces-Bus A(+)/B(-)		
IN	Safety Input	La	Emitted Light disengageable		
OSSD	Safety Output	Mag	Magnet activation		
Signal	Signal Output	RES	Input confirmation		
Bl..D+/-	Ethernet Gigabit bidirect. data line (A-D)	EDM	Contactur Monitoring		
EN0..RS422	Encoder 0-pulse 0-0 (TTL)	ENAR5422	Encoder A/Ā (TTL)		
		ENBR5422	Encoder B/B̄ (TTL)		

Wire Colors according to DIN IEC 757

BK	Black
BN	Brown
RD	Red
OG	Orange
YE	Yellow
GN	Green
BU	Blue
VT	Violet
GY	Grey
WH	White
PK	Pink
GNYE	Green/Yellow

