

# 2D/3D Profile Sensor

## MLWL252 LASER


Part Number

weCat3D



- Blue light for applications on metal, organic or semi-transparent materials
- Increased resistance to extraneous light and high speed
- Optimized profile quality thanks to HDR function
- Precise measuring range resolution X (> 2000 measuring points)
- Up to 12 million measuring points per second

2D/3D Profile Sensors project a laser line onto the object to be detected and generate an accurate, linearized height profile with an internal camera which is set up at a triangulation angle. Thanks to its uniform, open interface, the weCat3D series can be incorporated by means of the DLL program library or the GigE Vision standard without an additional control unit. Alternatively, wenglor offers its own software packages for implementing your application.



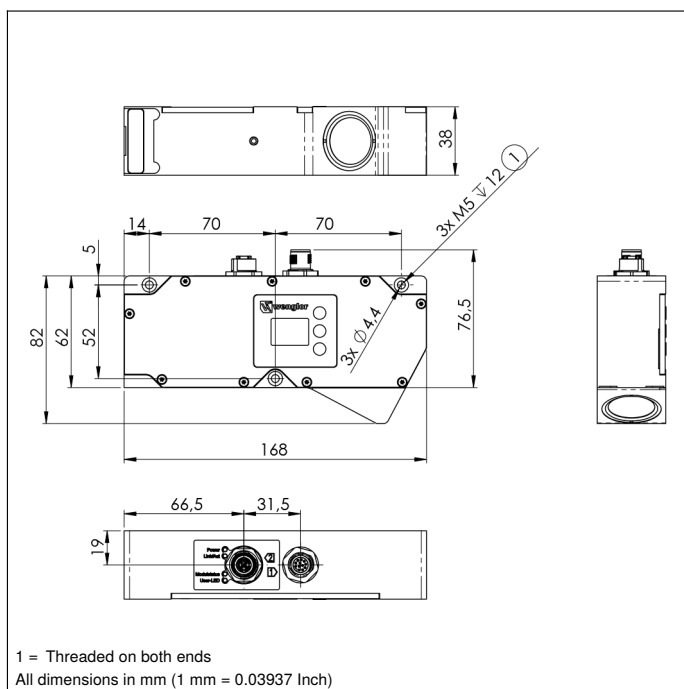
### Technical Data

Optical Data	
Working range Z	120...470 mm
Measuring range Z	350 mm
Measuring range X	120...395 mm
Linearity Deviation	87,5 µm
Resolution Z	8,9...76 µm
Resolution X	68...198 µm
Light Source	Laser (blue)
Wavelength	405 nm
Service Life (T = +25 °C)	20000 h
Laser Class (EN 60825-1)	3R
Max. Ambient Light	5000 Lux
Electrical Data	
Supply Voltage	18...30 V DC
Current Consumption (Ub = 24 V)	300 mA
Measuring Rate	175...6000 /s
Temperature Range	0...45 °C
Storage temperature	-20...70 °C
Inputs/Outputs	4
Switching Output Voltage Drop	< 1,5 V
Switching Output/Switching Current	100 mA
Short Circuit Protection	yes
Reverse Polarity Protection	yes
Overload Protection	yes
Interface	Ethernet TCP/IP
Baud Rate	100/1000 Mbit/s
Protection Class	III
FDA Accession Number	1710276-000
Mechanical Data	
Housing Material	Aluminum
Degree of Protection	IP67
Connection	M12 × 1; 12-pin
Type of Connection Ethernet	M12 × 1; 8-pin, X-cod.
Optic Cover	Glass
Weight	750 g
Web server	yes
Configurable as PNP/NPN/Push-Pull	<input checked="" type="checkbox"/>
Switchable to NC/NO	<input checked="" type="checkbox"/>
Connection Diagram No.	<b>1022</b> <b>1023</b>
Control Panel No.	<b>X2</b> <b>A22</b>
Suitable Connection Equipment No.	<b>50</b> <b>87</b>
Suitable Mounting Technology No.	<b>343</b>

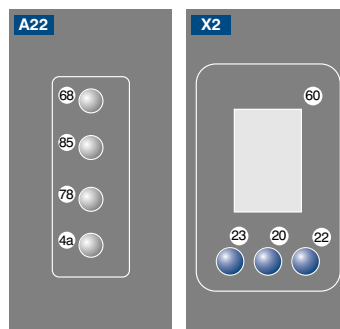
Display brightness may decrease with age. This does not result in any impairment of the sensor function.

### Complementary Products

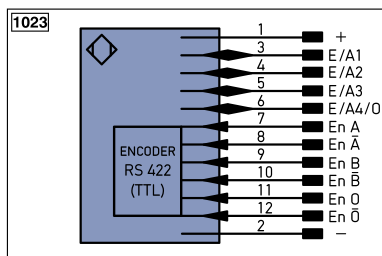
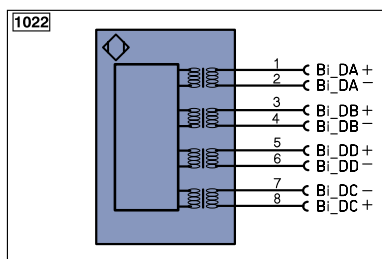
Control Unit
Cooling Unit ZLWK005
Protective Screen Retainer ZLWS005
Software
Switch ZAC45FN01



## Ctrl. Panel



20 = Enter Button  
22 = UP Button  
23 = Down Button  
4a = User LED  
60 = Display  
68 = Supply Voltage Indicator  
78 = Module status  
85 = Link/Act LED



## Legend

+	Supply Voltage +	PT	Platinum measuring resistor
-	Supply Voltage 0 V	nc	not connected
~	Supply Voltage (AC Voltage)	U	Test Input
A	Switching Output (NO)	U	Test Input inverted
Ä	Switching Output (NC)	W	Trigger Input
V	Contamination/Error Output (NO)	O	Analog Output
V	Contamination/Error Output (NC)	O-	Ground for the Analog Output
E	Input (analog or digital)	BZ	Block Discharge
T	Teach Input	AWV	Valve Output
Z	Time Delay (activation)	a	Valve Control Output +
S	Shielding	b	Valve Control Output 0 V
RxD	Interface Receive Path	SY	Synchronization
TxD	Interface Send Path	E+	Receiver-Line
RDY	Ready	S+	Emitter-Line
GND	Ground	±	Grounding
CL	Clock	SnR	Switching Distance Reduction
E/A	Output/Input programmable	Rx+/-	Ethernet Receive Path
IO-Link		Tx+/-	Ethernet Send Path
PoE	Power over Ethernet	Bus	Interfaces-Bus A(+)/B(-)
IN	Safety Input	La	Emitted Light disengageable
OSSD	Safety Output	Mag	Magnet activation
Signal	Signal Output	RES	Input confirmation
Bi-D+/-	Ethernet Gigabit bidirect. data line (A-D)	EDM	Contactur Monitoring
EN0 RS422	Encoder 0-pulse 0-0 (TTL)	ENAR5422	Encoder A/A (TTL)
		ENBR5422	Encoder B/B (TTL)

ENa	Encoder A
ENb	Encoder B
AMIN	Digital output MIN
AMAX	Digital output MAX
AOK	Digital output OK
SY In	Synchronization In
SY OUT	Synchronization OUT
OLt	Brightness output
M	Maintenance
rsv	reserved

## Wire Colors according to DIN IEC 757

BK	Black
BN	Brown
RD	Red
OG	Orange
YE	Yellow
GN	Green
BU	Blue
VT	Violet
GY	Grey
WH	White
PK	Pink
GNYE	Green/Yellow

## Measuring field X, Z

