

Safety Light Array

Body Protection

SB4-30IS090C1

Part Number



- Completely integrated electronics
- Quick alignment through visible red light

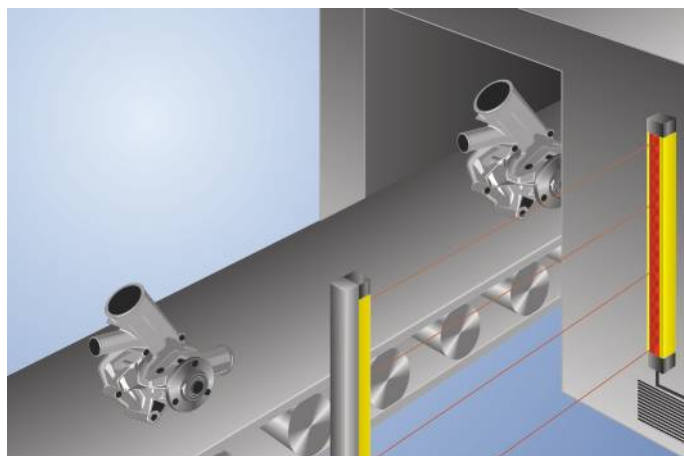
Technical Data

Optical Data	
Range	0,5...20 m
Beam Distance	300 mm
Number of Beams	4
Light Source	Red Light
Wave Length	650 nm
Opening Angle	± 2,5 °
Electrical Data	
Sensor Type	Emitter
Supply Voltage	21,6...26,4 V DC
Current Consumption (U _b = 24 V)	100 mA
Temperature Range	-20...50 °C
Storage temperature	-25...70 °C
Protection Class	III
Mechanical Data	
Housing Material	Aluminum
Disk Material	Polycarbonate
Degree of Protection	IP67
Connection	M12 × 1; 4-pin
Safety-relevant Data	
ESPE Type (EN 61496)	4
Safety Category (EN ISO 13849-1)	4
Performance Level (EN ISO 13849-1)	PL e
PFHD	3,08 × E-8 1/h
Service Life TM (EN ISO 13849-1)	20 a
Function	
Body Protection	yes
Connection Table No.	27
Control Panel No.	S5
Suitable Connection Technology No.	2 2s
Suitable Mounting Technology No.	700

Suitable Receiver

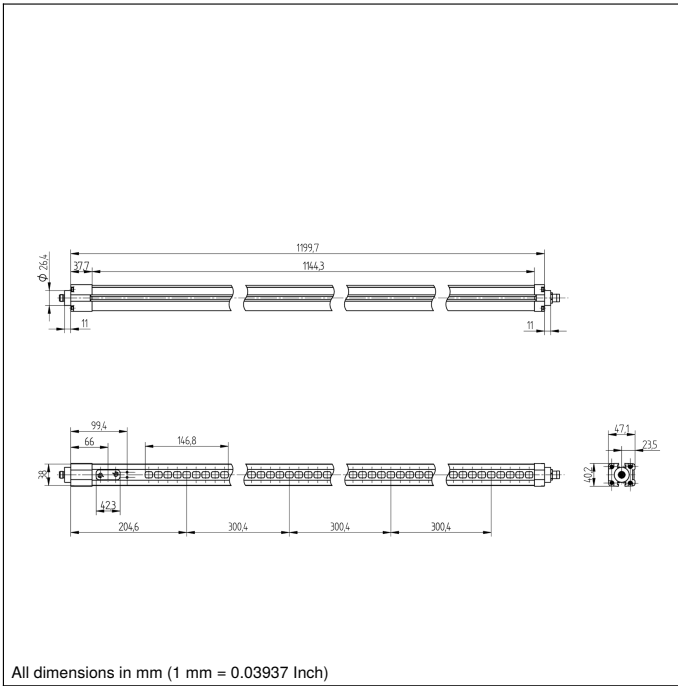
SB4-30IE090C1

These safety light arrays are distinguished by their compact design. They are also equipped with numerous auxiliary functions, allowing for adaptation to the respective application in a highly individualized fashion. The adequate mounting angle BEF-SET-33 is included in the delivery.

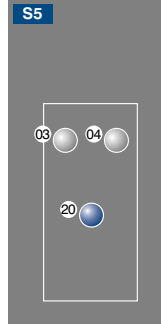


Complementary Products

Laser Alignment Tool SZ0-LAH1
Path-Folding Mirror Z2UG003
Protection Column with Path-Folding Mirror SZ000EU170NN01
Protection Column with Protective Screen SZ000EG170NN01
Software



Ctrl. Panel



- 03 = Error Indicator
- 04 = Function Indicator
- 20 = Enter Button

