

# Connection Cable


Hirose HR10; 6-pin - M12 × 1; 8-pin

## ZAV84R901

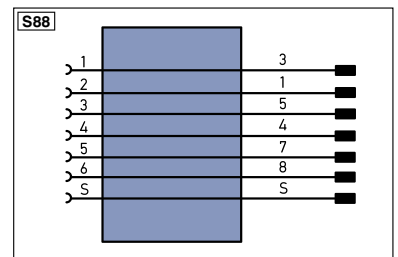
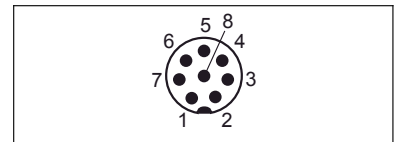
Part Number




### Technical Data

Mechanical Data	
Connection 1	Socket, straight
Connection mode 1	Hirose HR10, 6-pin
Connection 2	Plug, straight
Connection mode 2	M12 × 1, 8-pin
Torque	M12: 0,4 Nm
Cable Length	30 cm
Diameter Cable	4,5 mm
Wire cross-section	0,14 mm <sup>2</sup>
Degree of Protection	IP67
Material Cable Jacket	PUR
Material Wire Isolation	PE
Screened	yes
Packaging unit	1 Piece
Connection Diagram No.	
Connection Technology No.	<b>84</b>

### ● PUR, straight



Legend					
+	Supply Voltage +	PT	Platinum measuring resistor	ENa	Encoder A
-	Supply Voltage 0 V	nc	not connected	ENb	Encoder B
~	Supply Voltage (AC Voltage)	U	Test Input	ENc	Digital output MIN
A	Switching Output (NO)	Ū	Test Input inverted	AMAX	Digital output MAX
Ā	Switching Output (NC)	W	Trigger Input	AOK	Digital output OK
V	Contamination/Error Output (NO)	Q	Analog Output	SY in	Synchronization In
∇	Contamination/Error Output (NC)	O-	Ground for the Analog Output	SY OUT	Synchronization OUT
E	Input (analog or digital)	BZ	Block Discharge	0:1	Brightness output
T	Teach Input	AWV	Valve Output	M	Maintenance
Z	Time Delay (activation)	a	Valve Control Output +		
S	Shielding	b	Valve Control Output 0 V		
RxD	Interface Receive Path	SY	Synchronization		
TxD	Interface Send Path	E+	Receiver-Line		
RDY	Ready	S+	Emitter-Line		
GND	Ground	⊕	Grounding		
CL	Clock	SrR	Switching Distance Reduction		
E/A	Output/Input programmable	Rx+/-	Ethernet Receive Path		
	IO-Link	Tx+/-	Ethernet Send Path		
PoE	Power over Ethernet	Bus	Interfaces-Bus A(+)/B(-)		
IN	Safety Input	La	Emitted Light disengageable		
OSSD	Safety Output	Mag	Magnet activation		
Signal	Signal Output	RES	Input confirmation		
BI-D+/-	Ethernet Gigabit bidirect. data line (A-D)	EDM	Contactors Monitoring		
EN0PMS42	Encoder 0-pulse 0-0 (TTL)	ENAPMS42	Encoder A/A (TTL)		
		ENBMS42	Encoder B/B (TTL)		

Wire Colors according to DIN IEC 757	
BK	Black
BN	Brown
RD	Red
OG	Orange
YE	Yellow
GN	Green
BU	Blue
VT	Violet
GY	Grey
WH	White
PK	Pink
GNYE	Green/Yellow

Specifications are subject to change without notice